

National Teams Friendlies

Perushtitsa Hall Sun 02 Jul 2017 Start Time 12:00

Game 2

BUL 63-57 ROU

Attendance: 150

(18-12, 10-15, 17-14, 18-16)

Game Duration: 01:48

Referee: Vladimir Cekov

Commissioner:

Umpires: Martin Horozov, Bozhidar Yordanov

Scoring by 5 min intervals:	BUL	Q1		Q2		Q3		Q4	
		6	18	22	28	32	45	52	63
	ROU	5	12	21	27	35	41	46	57

BUL - BULGARIA WU18

No.	Name	MIN	Field Goals		3 Points		Free Throws		Rebounds			AS	TO	ST	Blocks		PF	FD	+/-	Pts	Eff
			M/A	%	M/A	%	M/A	%	OR	DR	TOT				F	Ag					
*4	Pendova Stefani	18:30	0/6	0	0/3	0	0/2	0	1	0	1	1	3	3	0	0	2	4	-1	0	-4
5	Petrova Denitsa	16:52	1/6	16,67	0/1	0	0/0	0	0	2	2	1	2	1	0	0	3	0	1	2	-4
6	Ivanova Kalina	4:15	0/1	0	0/1	0	0/0	0	1	0	1	0	0	0	0	0	0	0	8	0	0
7	Konstantinova Karina	28:35	8/14	57,14	4/7	57,14	2/4	50	3	2	5	4	3	5	0	0	2	4	10	22	27
8	Vulcheva Juliana	28:29	4/9	44,44	1/4	25	0/0	0	5	5	10	0	1	2	1	1	1	1	5	9	15
*9	Todorova Yanina	26:38	3/10	30	1/2	50	1/4	25	3	3	6	1	1	1	0	1	2	2	2	8	4
10	Zhivachka Radina	4:07	1/1	100	1/1	100	0/0	0	0	2	2	0	1	0	0	0	0	0	-4	3	4
11	Ivanova Viktoriya	8:35	0/3	0	0/3	0	0/0	0	0	1	1	0	1	1	0	0	1	1	1	0	-2
*12	Ivanova Gergana(C)	27:54	5/14	35,71	2/6	33,33	2/2	100	0	4	4	4	6	4	1	1	4	1	4	14	8
13	Mrcheva Rositsa	10:37	0/2	0	0/0	0	0/0	0	0	2	2	0	1	0	1	0	1	1	1	0	0
*15	Stoichkova Katrin	14:07	1/4	25	0/1	0	0/0	0	0	1	1	2	2	3	1	0	4	0	1	2	0
21	Panteva Mari	DNP																			
*22	Dimova Elena	11:21	1/2	50	0/0	0	1/1	100	2	3	5	0	1	1	0	0	1	2	2	3	8
23	Dimitrova Tsvetelina	DNP																			
Team/Coach									2	1	3		2				0				
Totals:		200:00	24/72	33,3	9/29	31	6/13	46,2	17	26	43	13	24	21	4	3	21	16	6	63	57
Coach:		Tatyana Gateva																			
Assistant Coach		Aleksandar Alexiev																			

ROU - ROMANIA WU18

No.	Name	MIN	Field Goals		3 Points		Free Throws		Rebounds			AS	TO	ST	Blocks		PF	FD	+/-	Pts	Eff
			M/A	%	M/A	%	M/A	%	OR	DR	TOT				F	Ag					
5	Fleser Anreea	5:46	0/0	0	0/0	0	0/0	0	2	0	2	0	0	0	0	0	0	0	-2	0	2
6	Tanase Dalana(C)	21:03	4/6	66,67	2/2	100	3/4	75	0	1	1	2	5	1	0	0	4	2	-5	13	7
*7	Ferariu Maria	28:56	1/7	14,29	1/4	25	1/2	50	0	4	4	2	5	1	1	0	2	2	-5	4	0
*8	Salatioan Roberta	18:13	2/8	25	0/1	0	1/3	33,33	2	4	6	0	3	1	0	2	1	2	1	5	0
9	Bartok Rita	1:55	0/0	0	0/0	0	0/0	0	0	0	0	0	0	0	0	0	0	0	-2	0	0
*11	Orban Nicolett	13:52	2/4	50	0/0	0	1/2	50	0	3	3	0	1	0	0	0	1	1	0	5	4
12	Biszak Boglarka	6:37	0/1	0	0/0	0	1/2	50	0	1	1	0	0	0	0	0	0	1	1	1	1
13	Ghita Alexandra	17:50	1/6	16,67	0/0	0	3/4	75	3	1	4	0	2	0	0	0	1	3	-8	5	3
15	Virjoghe Anamaria	13:38	2/4	50	0/0	0	1/2	50	1	4	5	0	1	1	0	0	2	1	-7	5	6
16	Vati Denitsa	3:40	0/0	0	0/0	0	0/0	0	0	0	0	0	0	0	0	0	1	0	-4	0	-1
*17	Armanu Teodora	15:04	0/7	0	0/3	0	0/0	0	0	1	1	4	3	1	0	1	2	0	-5	0	-7
18	Manea Teodora	9:43	1/6	16,67	0/0	0	0/0	0	2	2	4	1	4	1	0	1	0	0	-4	2	-2
*21	Parau Irina	32:47	6/11	54,55	0/0	0	3/5	60	7	8	15	3	5	3	2	0	2	7	5	15	31
23	Popescu Carla	10:57	1/3	33,33	0/0	0	0/0	0	0	1	1	2	2	2	0	0	0	2	5	2	5
Team/Coach									4	1	5		1				0				
Totals:		200:00	20/63	31,7	3/10	30	14/24	58,3	21	31	52	14	32	11	3	4	16	21	-6	57	53
Coach:		Catalin Tanase																			
Assistant Coach		Larisa Toma									Mbnika Boriga										

	BUL	ROU
Points from Turnovers	18	21
Points in the Paint	26 (13/33) 39%	30 (15/43) 35%
Second Chance Points	17	16
Fast Break Points	7	9
Bench Points	36	28

	BUL	ROU
Biggest Lead	11 (60-49)	3 (3-0)
Biggest Scoring Run	8 (10-5)	8 (20-20)
Lead Changes	9	
Times Tied	4	
Time with Lead	30:27	08:20

Legend:							
%	Shooting Percentage	(C)	Captain	*	Starters	+/-	Plus Mnus
AS	Assists	BS	Blocked Shots	DNP	Did Not Play	DR	Defensive Rebounds
FD	Fouls Drawn	M/A	Made/Attempts	MIN	Minutes Played	No.	Uniform Number
OR	Offensive Rebounds	OTx	Overtime	PF	Fouls	Pts	Points
Ox	Quarter Time	S	Suspended	ST	Steals	TO	Turnovers
TOT	Total Rebounds						



National Teams Friendlies

Arena Botevgrad Arena Botevgrad Fri 14 Jul 2017 Start Time 18:00

Game 13

BUL 81-52 ROM

Attendance: 79

(29-17, 14-15, 20-10, 18-10)

Game Duration: 01:44

Referee: Ivan Marinov

Commissioner:

Umpires: Maden Subashiev

Scoring by 5 min intervals:	BUL	Q1		Q2		Q3		Q4	
		ROM							
		16	29	35	43	56	63	66	81
		0	17	22	32	37	42	50	52

BUL - BULGARIA MU18

No.	Name	MIN	Field Goals		3 Points		Free Throws		Rebounds			AS	TO	ST	Blocks		PF	FD	+/-	Pts	Eff
			M/A	%	M/A	%	M/A	%	OR	DR	TOT				F	Ag					
4	Damyantov Georgi	6:55	0/1	0	0/1	0	2/2	100	1	0	1	0	3	0	0	1	0	1	-8	2	-1
5	Vasilev Evgeni	17:43	1/2	50	1/2	50	1/2	50	0	0	0	2	3	0	0	0	3	1	1	4	-1
*6	Dimitrov Lachezar	24:57	0/4	0	0/3	0	2/2	100	0	3	3	6	2	3	0	0	1	3	29	2	10
*7	Tonev Ivaylo	24:07	9/14	64,29	2/4	50	1/1	100	0	4	4	1	5	2	0	1	3	2	35	21	16
8	Dimitrov Angel	DNP																			
9	Fransis Andy	6:28	2/4	50	0/1	0	0/0	0	1	0	1	0	0	0	1	1	0	0	10	4	3
10	Matushev Aleksandar	DNP																			
12	Rusinov Simeon	DNP																			
13	Marinov Marin	9:39	0/0	0	0/0	0	1/2	50	0	0	0	0	1	0	0	0	5	1	-1	1	-5
14	Mrchev Mario	9:08	0/1	0	0/0	0	0/2	0	0	3	3	1	0	0	0	0	1	2	-13	0	2
*15	Chernokozhev Tsvetomir	24:24	1/4	25	0/1	0	4/8	50	2	7	9	5	0	2	0	0	2	7	35	6	20
17	Veziiski Lachezar	13:48	0/0	0	0/0	0	1/2	50	0	5	5	1	3	1	0	0	0	1	2	1	5
*21	Krastanov Krastan	31:23	7/13	53,85	0/3	0	3/3	100	0	12	12	1	2	1	1	0	0	3	21	17	27
*23	Alipiev Ivan(C)	31:28	8/15	53,33	2/6	33,33	5/6	83,33	3	6	9	3	0	3	0	0	2	9	34	23	37
Team/Coach									1	1	2		0				0				
Totals:		200:00	28/58	48,3	5/21	23,8	20/30	66,7	8	41	49	20	19	12	2	3	17	30	29	81	115
Coach:		Manuel Markov																			
Assistant Coach		Vasil Hristov																			

ROM - ROMANIA MU18

No.	Name	MIN	Field Goals		3 Points		Free Throws		Rebounds			AS	TO	ST	Blocks		PF	FD	+/-	Pts	Eff
			M/A	%	M/A	%	M/A	%	OR	DR	TOT				F	Ag					
5	Arian Andre	6:57	0/0	0	0/0	0	0/0	0	0	2	2	2	1	1	0	0	0	0	8	0	4
9	Crstoveannu st	23:37	0/3	0	0/1	0	1/1	100	0	1	1	1	3	3	0	0	3	1	-18	1	-2
10	Nasturescu Antonio	27:13	7/15	46,67	4/7	57,14	0/0	0	0	1	1	0	2	2	0	1	3	1	-12	18	8
*11	Tohatan Lucas	21:05	4/12	33,33	2/5	40	2/4	50	0	0	0	1	3	4	0	1	2	4	-4	12	5
12	Chitu Cristian	18:41	2/7	28,57	2/5	40	0/0	0	0	2	2	1	2	3	1	0	2	1	-27	6	5
*14	Fometescu Tudor	9:21	1/1	100	0/0	0	1/4	25	0	2	2	2	0	2	0	0	1	2	-9	3	7
15	Ciuca Niko	21:09	1/12	8,33	0/0	0	0/2	0	3	2	5	0	1	0	0	0	3	3	-30	2	-7
16	Muresan FROOO	8:28	0/1	0	0/0	0	0/0	0	1	1	2	0	1	0	0	0	5	0	10	0	-5
*18	Diculescu Dragos	13:40	2/5	40	1/3	33,33	0/2	0	1	5	6	2	3	0	1	0	3	1	-25	5	4
19	Coconea az	16:25	1/2	50	0/1	0	0/0	0	1	2	3	2	1	0	1	0	5	1	-4	2	2
*21	Petrescu Edward	13:30	0/2	0	0/1	0	1/4	25	2	0	2	0	1	0	0	0	2	2	-7	1	-3
*22	Birloveanu Stefan	19:53	1/9	11,11	0/0	0	0/0	0	2	4	6	0	1	1	0	0	1	0	-27	2	-1
Team/Coach									4	1	5		2				0				
Totals:		200:00	19/69	27,5	9/23	39,1	5/17	29,4	14	23	37	11	21	16	3	2	30	16	-29	52	20
Coach:		Nikola Vasovic																			
Assistant Coach																					

	BUL	ROM
Points from Turnovers	27	20
Points in the Paint	46 (23/34) 68%	20 (10/32) 31%
Second Chance Points	8	3
Fast Break Points	22	14
Bench Points	12	29

	BUL	ROM
Biggest Lead	31 (81-50)	0 ()
Biggest Scoring Run	25 (25-0)	9 (9-25)
Lead Changes	0	
Times Tied	0	
Time with Lead	39:34	00:00

Legend:			
%	Shooting Percentage	(C)	Captain
AS	Assists	BS	Blocked Shots
FD	Fouls Drawn	M/A	Made/Attempts
OR	Offensive Rebounds	OTx	Overtime
Ox	Quarter Time	S	Suspended
TOT	Total Rebounds		
*	Starters		
DNP	Did Not Play		
MIN	Minutes Played		
PF	Fouls		
ST	Steals		
+/-	Plus Minus		
DR	Defensive Rebounds		
No.	Uniform Number		
Pts	Points		
TO	Turnovers		



ამხანაგური მატჩი. პოდრეტრტეკი. სლოვენია. 25 ივლისი



საქართველო



97:86

30:27	18:19
24:22	25:18



რუსეთი
(სტუდენტური
ნაკრები)



მოთამაშე	ქულა	მოხსნა	პასი
1 გიორგი შარაბიძე			არ უთამაშია
2 ოთარ ფხაკაძე			არ უთამაშია
3 მაიკლ დიქსონი	11	1	2
4 გიორგი გამყრელიძე			1
6 ანატოლი ბოისა			1
8 გიორგი ცინცაძე	9		7
9 გიორგი შერმადინი	18	11	1
10 დუდა სანაძე	14	2	1
11 მანუჩარ მარკოიშვილი	15	1	
12 ბესო ლეჟავა			არ უთამაშია
13 ილია ლონდარიძე	6	2	1
16 კახა ჯინჭარაძე			არ უთამაშია
17 მიხეილ ბერიშვილი		1	
19 ნოდარ გოგოძე			არ უთამაშია
23 თორნიკე შენგელია	24	5	3
33 ბექა ბექაური			არ უთამაშია

OFFICIAL STATISTICS

71 - 45

(16-11, 19-13, 17-13, 19-8)

SPAIN (SPAIN)

Head coach: Mr. Sergio Scariolo

No.	Name	Min	FG		2P FG		3P FG		FT		Reb			PF				PTS			
			M/A	%	M/A	%	M/A	%	M/A	%	RO	RD	Tot	AS	TO	ST	BS		C	D	+/-
*4	Pau Gasol	18:46	5/8	62,5	4/7	57,1	1/1	100,0	0/0	0,0	1	4	5	1	0	0	0	0	1	+8	11
6	Sergio Rodríguez	13:27	1/3	33,3	0/1	0,0	1/2	50,0	1/2	50,0	0	0	0	1	0	1	0	0	2	+4	4
7	Juan Carlos Navarro	DNP																			
*9	Ricky Rubio	16:18	2/3	66,7	2/2	100,0	0/1	0,0	0/0	0,0	0	1	1	6	3	1	0	3	0	+12	4
11	Sebas Sáiz	DNP																			
12	Ilimate Diop	DNP																			
*13	Marc Gasol	16:46	3/5	60,0	3/3	100,0	0/2	0,0	3/4	75,0	1	5	6	1	0	1	2	0	2	+3	9
14	Willy Hernangómez	21:14	3/7	42,9	3/6	50,0	0/1	0,0	3/3	100,0	1	4	5	3	1	0	0	3	3	+18	9
15	Joan Sastre	16:29	2/3	66,7	1/1	100,0	1/2	50,0	0/0	0,0	0	1	1	1	2	0	0	0	1	+16	5
16	Guillem Vives	10:15	0/0	0,0	0/0	0,0	0/0	0,0	0/0	0,0	0	1	1	1	1	0	0	2	1	+10	0
18	Pierre Oriola	18:10	5/7	71,4	5/6	83,3	0/1	0,0	1/3	33,3	0	4	4	0	1	0	0	1	2	+23	11
19	Fernando San Emeterio	14:17	2/5	40,0	2/4	50,0	0/1	0,0	0/0	0,0	0	1	1	1	0	2	0	1	0	+12	4
*21	Álex Abrines	16:18	0/3	0,0	0/1	0,0	0/2	0,0	0/0	0,0	0	1	1	0	1	1	0	0	0	+8	0
22	Xavi Rabaseda	07:27	0/0	0,0	0/0	0,0	0/0	0,0	1/2	50,0	0	1	1	0	0	1	0	0	2	-2	1
*23	Sergio Llull	16:36	0/5	0,0	0/2	0,0	0/3	0,0	0/0	0,0	0	0	0	3	0	1	0	3	1	+7	0
41	Juancho Hernangómez	13:57	5/7	71,4	3/3	100,0	2/4	50,0	1/1	100,0	0	6	6	0	3	0	0	3	1	+11	13
Team/Coach											1	1	2		1			0			
Totals			28/56	50,0	23/36	63,9	5/20	25,0	10/15	66,7	4	30	34	18	13	8	2	16	16		71

TUNISIA (TUNISIA)

Head coach: Mr. Mario Palma

No.	Name	Min	FG		2P FG		3P FG		FT		Reb			PF				PTS			
			M/A	%	M/A	%	M/A	%	M/A	%	RO	RD	Tot	AS	TO	ST	BS		C	D	+/-
*4	Omar Abada	20:02	1/5	20,0	0/3	0,0	1/2	50,0	0/0	0,0	0	0	0	4	4	0	0	1	1	-11	3
*5	Zied Channoufi	19:44	3/5	60,0	0/0	0,0	3/5	60,0	0/0	0,0	0	1	1	0	1	0	0	2	0	-9	9
*7	Mourad Mabrouk	31:40	3/9	33,3	1/5	20,0	2/4	50,0	2/2	100,0	1	0	1	3	5	0	0	4	1	-14	10
8	Omar Mouhli	07:01	0/0	0,0	0/0	0,0	0/0	0,0	0/0	0,0	0	1	1	0	0	1	0	0	1	-12	0
*9	Hammoudi Hadidane	20:02	1/8	12,5	1/5	20,0	0/3	0,0	1/2	50,0	2	2	4	0	1	1	0	2	2	-11	3
10	Bechir Hadidane	03:44	0/2	0,0	0/1	0,0	0/1	0,0	0/0	0,0	0	0	0	0	0	0	0	1	0	-5	0
11	Mokhtar Ghayaza	16:14	4/6	66,7	4/6	66,7	0/0	0,0	0/0	0,0	3	4	7	0	0	1	1	1	1	-10	8
21	Jawher Jawedi	03:44	0/0	0,0	0/0	0,0	0/0	0,0	0/0	0,0	0	1	1	0	0	0	0	0	0	-5	0
23	Firas Lahiani	16:14	2/6	33,3	1/4	25,0	1/2	50,0	1/2	50,0	0	2	2	0	1	0	0	3	3	-10	6
28	Mohamed A. Rassil	03:23	0/1	0,0	0/1	0,0	0/0	0,0	0/0	0,0	1	0	1	0	0	1	0	0	0	-5	0
44	Mohamed Abassi	03:44	1/4	25,0	1/3	33,3	0/1	0,0	0/0	0,0	0	0	0	0	0	0	0	1	1	-5	2
45	Radhouane Slimane	16:53	0/2	0,0	0/1	0,0	0/1	0,0	0/0	0,0	3	1	4	0	3	1	0	1	2	-12	0
66	Nizar Knoua	17:33	0/4	0,0	0/2	0,0	0/2	0,0	0/2	0,0	0	1	1	1	3	0	0	0	2	-10	0
*89	Makram B. Romdhane	20:02	2/8	25,0	2/6	33,3	0/2	0,0	0/0	0,0	3	5	8	0	0	5	0	2	-11	4	
Team/Coach											2	4	6		2			0			
Totals			17/60	28,3	10/37	27,0	7/23	30,4	4/8	50,0	15	22	37	8	20	10	1	16	16		45

Scoring by 5 minutes intervals

	Q1	Q2	Q3	Q4
SPAIN	11 16	25 35	45 52	58 71
TUNISIA	7 11	15 24	33 37	43 45

	SPAIN	TUNISIA		SPAIN	TUNISIA
--	-------	---------	--	-------	---------

Legend:

Min	Minutes played	M/A	Made/attempts	Reb	Rebounds	AS	Assists	TO	Turnovers
*	Starters	%	Shooting percentage	RD	Defensive rebounds	PF	Personal fouls	ST	Steals
DNP	Did not play	FT	Free throws	RO	Offensive rebounds	C	Committed fouls	BS	Blocked shots
FG	Field goals	PTS	Points scored	Tot	Total rebounds	D	Drawn fouls	+/-	Net points while on court

OFFICIAL STATISTICS

71 - 89

(22-23, 12-26, 24-25, 13-15)

SPAIN (SPAIN)

Head coach: Mr. Sergio Scariolo

No.	Name	Min	FG		2P FG		3P FG		FT		Reb			PF				PTS			
			M/A	%	M/A	%	M/A	%	M/A	%	RO	RD	Tot	AS	TO	ST	BS		C	D	+/-
4	Paul Gasol	18:00	4/5	80,0	3/3	100,0	1/2	50,0	3/6	50,0	1	1	2	3	2	0	0	1	4	-9	12
6	Sergio Rodríguez	15:12	4/9	44,4	4/4	100,0	0/5	0,0	0/0	0,0	0	0	0	2	4	0	0	1	1	-7	8
7	Juan Carlos Navarro	16:40	2/4	50,0	1/2	50,0	1/2	50,0	5/6	83,3	0	2	2	1	0	0	0	1	4	-4	10
*9	Ricky Rubio	14:09	2/5	40,0	1/2	50,0	1/3	33,3	5/7	71,4	1	0	1	1	4	1	0	2	4	-4	10
11	Sebas Sáiz	06:31	0/1	0,0	0/1	0,0	0/0	0,0	0/0	0,0	0	0	0	1	0	0	0	0	0	-2	0
*13	Marc Gasol	18:36	0/4	0,0	0/4	0,0	0/0	0,0	6/6	100,0	1	3	4	2	1	0	1	0	4	-12	6
14	Willy Hernangómez	17:23	1/6	16,7	1/6	16,7	0/0	0,0	2/4	50,0	0	2	2	0	0	0	0	2	-7	4	
15	Joan Sastre	18:33	0/1	0,0	0/0	0,0	0/1	0,0	2/2	100,0	1	2	3	0	1	0	0	1	1	-16	2
16	Guillem Vives	10:39	2/2	100,0	1/1	100,0	1/1	100,0	0/0	0,0	0	0	0	0	1	1	0	3	0	-7	5
*18	Pierre Oriola	15:22	1/2	50,0	0/1	0,0	1/1	100,0	0/0	0,0	0	0	0	0	1	0	0	1	0	-3	3
19	Fernando San Emeterio	DNP																			
21	Álex Abrines	15:32	2/4	50,0	2/2	100,0	0/2	0,0	0/1	0,0	2	4	6	0	0	0	0	2	1	-14	4
22	Xavi Rabaseda	DNP																			
*23	Sergio Llull	04:47	1/4	25,0	1/3	33,3	0/1	0,0	0/0	0,0	1	0	1	0	0	0	0	2	1	+2	2
*41	Juancho Hernangómez	28:36	2/3	66,7	1/2	50,0	1/1	100,0	0/0	0,0	2	6	8	1	3	2	0	2	0	-7	5
Team/Coach											0	1	1		0			0			
Totals			21/50	42,0	15/31	48,4	6/19	31,6	23/32	71,9	9	21	30	11	17	4	1	16	22		71

BELGIUM (BELGIUM)

Head coach: Mr. Eduard Casteels

No.	Name	Min	FG		2P FG		3P FG		FT		Reb			PF				PTS			
			M/A	%	M/A	%	M/A	%	M/A	%	RO	RD	Tot	AS	TO	ST	BS		C	D	+/-
4	Emmanuel Lecomte	20:43	5/6	83,3	2/2	100,0	3/4	75,0	2/2	100,0	0	2	2	3	0	0	0	0	3	+16	15
*7	Axel Hervelle	24:38	7/13	53,8	5/9	55,6	2/4	50,0	2/2	100,0	1	5	6	1	0	2	0	3	1	+7	18
*8	Jean-Marc Mwema	15:01	2/3	66,7	1/1	100,0	1/2	50,0	0/0	0,0	0	0	0	3	0	0	0	3	0	+9	5
*9	Beye Tabu	23:18	3/5	60,0	2/2	100,0	1/3	33,3	0/0	0,0	0	2	2	3	4	2	0	5	4	+1	7
10	Quentin Serron	27:16	3/5	60,0	3/4	75,0	0/1	0,0	0/0	0,0	0	2	2	11	3	0	0	0	1	+14	6
*12	Jean Salumu	25:04	3/5	60,0	0/0	0,0	3/5	60,0	0/0	0,0	0	3	3	3	0	0	0	4	2	+8	9
13	Pierre-Antoine Gillet	28:42	5/10	50,0	1/1	100,0	4/9	44,4	0/0	0,0	0	3	3	0	0	2	0	2	3	+18	14
17	Hans Vanwijn	10:16	2/4	50,0	2/2	100,0	0/2	0,0	0/0	0,0	0	2	2	0	1	0	0	1	0	+8	4
*18	Amaury Gorgemans	11:48	2/3	66,7	2/2	100,0	0/1	0,0	1/2	50,0	0	0	0	1	0	0	0	1	1	-1	5
19	Ismael Bako	13:14	2/4	50,0	2/4	50,0	0/0	0,0	2/2	100,0	0	1	1	1	1	3	0	3	1	+10	6
20	Olivier Troisfontaines	DNP																			
22	Vincent Kesteloot	DNP																			
Team/Coach											1	2	3		4			0			
Totals			34/58	58,6	20/27	74,1	14/31	45,2	7/8	87,5	2	22	24	26	13	9	0	22	16		89

Scoring by 5 minutes intervals

	Q1		Q2		Q3		Q4	
SPAIN	11	22	27	34	44	58	68	71
BELGIUM	9	23	35	49	60	74	83	89

	SPAIN	BELGIUM		SPAIN	BELGIUM
Points from turnovers	9	15	Biggest lead	4	21
Points in the paint	24	28	Biggest scoring run	7-0 (53-67)	8-0 (27-35)
Second chance points	7	3	Lead changes	5	

Legend:

Min	Minutes played	M/A	Made/attempts	Reb	Rebounds	AS	Assists	TO	Turnovers
*	Starters	%	Shooting percentage	RD	Defensive rebounds	PF	Personal fouls	ST	Steals
DNP	Did not play	FT	Free throws	RO	Offensive rebounds	C	Committed fouls	BS	Blocked shots
FG	Field goals	PTS	Points scored	Tot	Total rebounds	D	Drawn fouls	+/-	Net points while on court

Fast break points	9	12
Bench points	45	45

Times tied	7	
Time Leading	03:31	34:11

Legend:

Min	Minutes played	M/A	Made/attempts	Reb	Rebounds	AS	Assists	TO	Turnovers
*	Starters	%	Shooting percentage	RD	Defensive rebounds	PF	Personal fouls	ST	Steals
DNP	Did not play	FT	Free throws	RO	Offensive rebounds	C	Committed fouls	BS	Blocked shots
FG	Field goals	PTS	Points scored	Tot	Total rebounds	D	Drawn fouls	+/-	Net points while on court



OFFICIAL STATISTICS

80 - 69

(23-22, 18-16, 23-12, 16-19)

SPAIN (SPAIN)

Head coach: Mr. Sergio Scariolo

No.	Name	Min	FG		2P FG		3P FG		FT		Reb			AS	TO	ST	BS	PF		+/-	PTS
			M/A	%	M/A	%	M/A	%	M/A	%	RO	RD	Tot					C	D		
*4	Pau Gasol	25:12	3/8	37,5	3/6	50,0	0/2	0,0	3/4	75,0	1	12	13	3	2	0	0	1	4	+0	9
6	Sergio Rodríguez	17:12	3/5	60,0	2/3	66,7	1/2	50,0	2/2	100,0	0	1	1	5	2	2	0	3	2	-6	9
7	Juan Carlos Navarro	15:35	3/7	42,9	1/2	50,0	2/5	40,0	1/2	50,0	0	1	1	1	1	0	0	2	1	+10	9
*9	Ricky Rubio	22:42	4/8	50,0	2/4	50,0	2/4	50,0	4/6	66,7	1	0	1	3	3	2	0	1	5	+5	14
11	Sebas Sáiz	DNP																			
*13	Marc Gasol	28:19	1/10	10,0	0/6	0,0	1/4	25,0	4/6	66,7	2	3	5	1	0	2	0	0	5	+2	7
14	Willy Hernangómez	12:55	5/8	62,5	5/8	62,5	0/0	0,0	0/2	0,0	1	2	3	0	1	2	0	4	3	+12	10
15	Joan Sastre	13:54	1/1	100,0	0/0	0,0	1/1	100,0	2/2	100,0	0	1	1	1	0	0	0	0	2	+8	5
16	Guillem Vives	07:30	0/1	0,0	0/0	0,0	0/1	0,0	1/2	50,0	0	1	1	1	2	1	0	1	1	+9	1
18	Pierre Oriola	13:34	1/3	33,3	1/3	33,3	0/0	0,0	2/2	100,0	3	1	4	1	1	0	0	1	1	+8	4
*19	Fernando San Emeterio	21:09	1/2	50,0	1/2	50,0	0/0	0,0	2/2	100,0	0	2	2	4	0	0	0	1	2	+2	4
*21	Álex Abrines	16:20	2/3	66,7	0/0	0,0	2/3	66,7	2/2	100,0	0	1	1	0	1	0	0	0	2	+3	8
22	Xavi Rabaseda	05:38	0/1	0,0	0/0	0,0	0/1	0,0	0/0	0,0	0	0	0	0	0	0	0	1	0	+2	0
41	Juancho Hernangómez	DNP																			
Team/Coach											2	3	5		0			0			
Totals			24/57	42,1	15/34	44,1	9/23	39,1	23/32	71,9	10	28	38	20	13	9	0	15	28		80

SENEGAL (SENEGAL)

Head coach: Mr. Porfirio Fisac

No.	Name	Min	FG		2P FG		3P FG		FT		Reb			AS	TO	ST	BS	PF		+/-	PTS
			M/A	%	M/A	%	M/A	%	M/A	%	RO	RD	Tot					C	D		
4	Thierno Niang	05:18	1/1	100,0	1/1	100,0	0/0	0,0	0/0	0,0	0	0	0	1	1	1	0	1	0	-7	2
*5	Maurice Ndour	31:16	7/14	50,0	3/9	33,3	4/5	80,0	2/4	50,0	1	8	9	2	2	2	0	1	2	+0	20
6	Sangoné Niang	16:55	3/6	50,0	3/5	60,0	0/1	0,0	3/3	100,0	0	0	0	4	2	1	0	3	2	-6	9
*7	Clévin Hannah	18:35	0/1	0,0	0/0	0,0	0/1	0,0	2/2	100,0	0	0	0	4	2	1	0	1	4	+0	2
8	Antoine Mendy	18:31	4/7	57,1	3/4	75,0	1/3	33,3	0/0	0,0	1	1	2	0	1	2	0	3	2	-3	9
9	Maleye Ndoye	16:29	0/5	0,0	0/2	0,0	0/3	0,0	0/0	0,0	0	0	0	0	0	0	0	3	0	-16	0
*10	Lamine Sambe	17:03	2/6	33,3	1/1	100,0	1/5	20,0	0/0	0,0	0	1	1	1	2	0	0	2	0	-10	5
*11	Mouhammad Faye	25:15	3/7	42,9	1/1	100,0	2/6	33,3	1/5	20,0	2	5	7	1	2	0	0	4	2	-5	9
12	Djibril Thiam	10:38	2/3	66,7	1/2	50,0	1/1	100,0	0/0	0,0	0	0	0	0	0	0	1	0	0	+3	5
13	Hammady Ndiaye	16:20	2/5	40,0	2/5	40,0	0/0	0,0	0/0	0,0	1	3	4	0	0	2	2	3	0	+2	4
*14	Youssoupha Ndoye	09:24	0/1	0,0	0/1	0,0	0/0	0,0	0/0	0,0	1	4	5	0	0	0	0	4	0	+0	0
15	Cheikh Mbodj	14:16	2/4	50,0	2/4	50,0	0/0	0,0	0/0	0,0	2	2	4	0	2	0	1	3	3	-13	4
Team/Coach											0	1	1		1			0			
Totals			26/60	43,3	17/35	48,6	9/25	36,0	8/14	57,1	8	25	33	13	15	11	4	28	15		69

Scoring by 5 minutes intervals

	Q1		Q2		Q3		Q4	
SPAIN	12	23	32	41	50	64	72	80
SENEGAL	11	22	30	38	41	50	59	69

	SPAIN	SENEGAL		SPAIN	SENEGAL
Points from turnovers	16	10	Biggest lead	16	7
Points in the paint	26	28	Biggest scoring run	10-0 (44-38)	6-0 (74-67)
Second chance points	12	7	Lead changes	13	
Fast break points	13	14	Times tied	8	

Legend:

Min	Minutes played	M/A	Made/attempts	Reb	Rebounds	AS	Assists	TO	Turnovers
*	Starters	%	Shooting percentage	RD	Defensive rebounds	PF	Personal fouls	ST	Steals
DNP	Did not play	FT	Free throws	RO	Offensive rebounds	C	Committed fouls	BS	Blocked shots
FG	Field goals	PTS	Points scored	Tot	Total rebounds	D	Drawn fouls	+/-	Net points while on court

Bench points	38	33
--------------	----	----

Time Leading	26:31	10:14
--------------	-------	-------

Legend:

Min	Minutes played	M/A	Made/Attempts	Reb	Rebounds	AS	Assists	TO	Turnovers
*	Starters	%	Shooting percentage	RD	Defensive rebounds	PF	Personal fouls	ST	Steals
DNP	Did not play	FT	Free throws	RO	Offensive rebounds	C	Committed fouls	BS	Blocked shots
FG	Field goals	PTS	Points scored	Tot	Total rebounds	D	Drawn fouls	+/-	Net points while on court



OFFICIAL STATISTICS

80 - 69

(23-22, 18-16, 23-12, 16-19)

SPAIN (SPAIN)

Head coach: Mr. Sergio Scariolo

No.	Name	Min	FG		2P FG		3P FG		FT		Reb			AS	TO	ST	BS	PF		+/-	PTS
			M/A	%	M/A	%	M/A	%	M/A	%	RO	RD	Tot					C	D		
*4	Pau Gasol	25:12	3/8	37,5	3/6	50,0	0/2	0,0	3/4	75,0	1	12	13	3	2	0	0	1	4	+0	9
6	Sergio Rodríguez	17:12	3/5	60,0	2/3	66,7	1/2	50,0	2/2	100,0	0	1	1	5	2	2	0	3	2	-6	9
7	Juan Carlos Navarro	15:35	3/7	42,9	1/2	50,0	2/5	40,0	1/2	50,0	0	1	1	1	1	0	0	2	1	+10	9
*9	Ricky Rubio	22:42	4/8	50,0	2/4	50,0	2/4	50,0	4/6	66,7	1	0	1	3	3	2	0	1	5	+5	14
11	Sebas Sáiz	DNP																			
*13	Marc Gasol	28:19	1/10	10,0	0/6	0,0	1/4	25,0	4/6	66,7	2	3	5	1	0	2	0	0	5	+2	7
14	Willy Hernangómez	12:55	5/8	62,5	5/8	62,5	0/0	0,0	0/2	0,0	1	2	3	0	1	2	0	4	3	+12	10
15	Joan Sastre	13:54	1/1	100,0	0/0	0,0	1/1	100,0	2/2	100,0	0	1	1	1	0	0	0	0	2	+8	5
16	Guillem Vives	07:30	0/1	0,0	0/0	0,0	0/1	0,0	1/2	50,0	0	1	1	1	2	1	0	1	1	+9	1
18	Pierre Oriola	13:34	1/3	33,3	1/3	33,3	0/0	0,0	2/2	100,0	3	1	4	1	1	0	0	1	1	+8	4
*19	Fernando San Emeterio	21:09	1/2	50,0	1/2	50,0	0/0	0,0	2/2	100,0	0	2	2	4	0	0	0	1	2	+2	4
*21	Álex Abrines	16:20	2/3	66,7	0/0	0,0	2/3	66,7	2/2	100,0	0	1	1	0	1	0	0	0	2	+3	8
22	Xavi Rabaseda	05:38	0/1	0,0	0/0	0,0	0/1	0,0	0/0	0,0	0	0	0	0	0	0	0	1	0	+2	0
41	Juancho Hernangómez	DNP																			
Team/Coach											2	3	5		0			0			
Totals			24/57	42,1	15/34	44,1	9/23	39,1	23/32	71,9	10	28	38	20	13	9	0	15	28		80

SENEGAL (SENEGAL)

Head coach: Mr. Porfirio Fisac

No.	Name	Min	FG		2P FG		3P FG		FT		Reb			AS	TO	ST	BS	PF		+/-	PTS
			M/A	%	M/A	%	M/A	%	M/A	%	RO	RD	Tot					C	D		
4	Thierno Niang	05:18	1/1	100,0	1/1	100,0	0/0	0,0	0/0	0,0	0	0	0	1	1	1	0	1	0	-7	2
*5	Maurice Ndour	31:16	7/14	50,0	3/9	33,3	4/5	80,0	2/4	50,0	1	8	9	2	2	2	0	1	2	+0	20
6	Sangoné Niang	16:55	3/6	50,0	3/5	60,0	0/1	0,0	3/3	100,0	0	0	0	4	2	1	0	3	2	-6	9
*7	Clévin Hannah	18:35	0/1	0,0	0/0	0,0	0/1	0,0	2/2	100,0	0	0	0	4	2	1	0	1	4	+0	2
8	Antoine Mendy	18:31	4/7	57,1	3/4	75,0	1/3	33,3	0/0	0,0	1	1	2	0	1	2	0	3	2	-3	9
9	Maleye Ndoye	16:29	0/5	0,0	0/2	0,0	0/3	0,0	0/0	0,0	0	0	0	0	0	0	0	3	0	-16	0
*10	Lamine Sambe	17:03	2/6	33,3	1/1	100,0	1/5	20,0	0/0	0,0	0	1	1	1	2	0	0	2	0	-10	5
*11	Mouhammad Faye	25:15	3/7	42,9	1/1	100,0	2/6	33,3	1/5	20,0	2	5	7	1	2	0	0	4	2	-5	9
12	Djibril Thiam	10:38	2/3	66,7	1/2	50,0	1/1	100,0	0/0	0,0	0	0	0	0	0	0	1	0	0	+3	5
13	Hammady Ndiaye	16:20	2/5	40,0	2/5	40,0	0/0	0,0	0/0	0,0	1	3	4	0	0	2	2	3	0	+2	4
*14	Youssoupha Ndoye	09:24	0/1	0,0	0/1	0,0	0/0	0,0	0/0	0,0	1	4	5	0	0	0	0	4	0	+0	0
15	Cheikh Mbodj	14:16	2/4	50,0	2/4	50,0	0/0	0,0	0/0	0,0	2	2	4	0	2	0	1	3	3	-13	4
Team/Coach											0	1	1		1			0			
Totals			26/60	43,3	17/35	48,6	9/25	36,0	8/14	57,1	8	25	33	13	15	11	4	28	15		69

Scoring by 5 minutes intervals

	Q1		Q2		Q3		Q4	
SPAIN	12	23	32	41	50	64	72	80
SENEGAL	11	22	30	38	41	50	59	69

	SPAIN	SENEGAL		SPAIN	SENEGAL
Points from turnovers	16	10	Biggest lead	16	7
Points in the paint	26	28	Biggest scoring run	10-0 (44-38)	6-0 (74-67)
Second chance points	12	7	Lead changes	13	
Fast break points	13	14	Times tied	8	

Legend:

Min	Minutes played	M/A	Made/attempts	Reb	Rebounds	AS	Assists	TO	Turnovers
*	Starters	%	Shooting percentage	RD	Defensive rebounds	PF	Personal fouls	ST	Steals
DNP	Did not play	FT	Free throws	RO	Offensive rebounds	C	Committed fouls	BS	Blocked shots
FG	Field goals	PTS	Points scored	Tot	Total rebounds	D	Drawn fouls	+/-	Net points while on court


Bench points	38	33
--------------	----	----

Time Leading	26:31	10:14
--------------	-------	-------

Legend:

Min	Minutes played	M/A	Made/attempts	Reb	Rebounds	AS	Assists	TO	Turnovers
*	Starters	%	Shooting percentage	RD	Defensive rebounds	PF	Personal fouls	ST	Steals
DNP	Did not play	FT	Free throws	RO	Offensive rebounds	C	Committed fouls	BS	Blocked shots
FG	Field goals	PTS	Points scored	Tot	Total rebounds	D	Drawn fouls	+/-	Net points while on court





Men's Supercup 2017

Germany Men 2017 vs Russia Men 2017

Referees: Tomislav Vovk, Marek Maliszewski, Takaki Kato
Commissioner: Sascha Dieterich

Game no. 11842/2
edel-optics.de Arena

18.08.2017 18:30
(Local time)
Attendance: 2085

OFFICIAL STATISTICS

79 - 76

(19-21, 20-20, 17-19, 23-16)

Germany Men 2017 (GER)

Head coach: Chris Fleming
Assistant coach(es): Henrik Rödl, Martin Schiller, Zachary Peterson

No.	Name	Min	FG		2P FG		3P FG		FT		Reb			PF				PTS			
			M/A	%	M/A	%	M/A	%	M/A	%	RO	RD	Tot	AS	TO	ST	BS		C	D	+/-
4	Maodo Lo	21:42	3/10	30.0	3/7	42.9	0/3	0.0	1/1	100.0	0	2	2	6	1	0	0	3	1	+13	7
8	Lucca Staiger	22:36	3/6	50.0	1/1	100.0	2/5	40.0	2/2	100.0	0	0	0	1	1	1	0	0	1	+3	10
*10	Daniel Theis	25:50	4/8	50.0	4/5	80.0	0/3	0.0	2/3	66.7	3	4	7	1	0	0	1	2	2	-12	10
*11	Akeem Vargas	18:35	0/1	0.0	0/0	0.0	0/1	0.0	0/0	0.0	0	0	0	1	0	0	0	2	0	-7	0
*12	Robin Benzing	00:58	0/0	0.0	0/0	0.0	0/0	0.0	0/0	0.0	0	0	0	0	0	0	0	0	0	+0	0
13	Bastian Doreth	08:11	0/0	0.0	0/0	0.0	0/0	0.0	0/0	0.0	0	1	1	0	0	0	0	1	0	+0	0
*17	Dennis Schröder	27:56	10/15	66.7	8/12	66.7	2/3	66.7	6/6	100.0	0	3	3	3	4	2	0	1	7	-2	28
18	Ismet Akpinar	DNP																			
*22	Danilo Barthel	23:07	5/10	50.0	5/7	71.4	0/3	0.0	2/2	100.0	0	6	6	4	2	0	1	2	3	-7	12
32	Johannes Thiemann	18:04	3/6	50.0	3/6	50.0	0/0	0.0	0/0	0.0	0	4	4	1	0	0	0	1	2	+12	6
33	Patrick Heckmann	20:11	0/2	0.0	0/1	0.0	0/1	0.0	1/2	50.0	0	0	0	0	0	1	0	1	1	+4	1
34	Alex King	DNP																			
55	Isaiah Hartenstein	12:50	2/3	66.7	2/3	66.7	0/0	0.0	1/2	50.0	1	1	2	0	0	0	1	2	1	+11	5
Team/Coach												2	3	5		2					
Totals			30/61	49.2	26/42	61.9	4/19	21.1	15/18	83.3	6	24	30	17	10	4	3	15	18		79

Russia Men 2017 (RUS)

Head coach: Sergey Bazarevich
Assistant coach(es): Boris Sokolovskiy, Denis Godlevskiy

No.	Name	Min	FG		2P FG		3P FG		FT		Reb			PF				PTS			
			M/A	%	M/A	%	M/A	%	M/A	%	RO	RD	Tot	AS	TO	ST	BS		C	D	+/-
1	Aleksei Shved	23:51	2/8	25.0	0/3	0.0	2/5	40.0	0/0	0.0	0	5	5	3	2	0	0	2	2	+1	6
4	Evgenii Baburin	03:36	0/0	0.0	0/0	0.0	0/0	0.0	0/0	0.0	0	1	1	1	0	0	0	1	0	+0	0
7	Vitaly Fridzon	15:35	1/7	14.3	1/4	25.0	0/3	0.0	0/0	0.0	1	0	1	2	0	0	0	0	0	-10	2
8	Vladimir Ivlev	03:54	0/0	0.0	0/0	0.0	0/0	0.0	0/0	0.0	1	0	1	0	0	1	0	1	1	+2	0
11	Semen Antonov	11:32	2/5	40.0	2/5	40.0	0/0	0.0	0/0	0.0	2	1	3	0	2	1	0	2	1	-6	4
12	Andrej Zubkov	11:07	0/2	0.0	0/1	0.0	0/1	0.0	0/0	0.0	0	0	0	0	0	0	0	1	1	-10	0
*13	Dmitry Khvostov	22:37	3/5	60.0	1/2	50.0	2/3	66.7	1/2	50.0	0	1	1	3	1	0	0	4	2	+0	9
*15	Timozej Mozgov	27:39	3/7	42.9	3/7	42.9	0/0	0.0	4/4	100.0	1	8	9	1	1	2	2	1	2	+2	10
18	Maxim Kolyushkin	DNP																			
*20	Andrey Vorontsevich	25:57	8/13	61.5	3/4	75.0	5/9	55.6	1/2	50.0	2	3	5	0	0	0	0	2	1	+6	22
21	Stanislav Ilnitskiy	DNP																			
*22	Dmitrii Kulagin	11:30	0/2	0.0	0/2	0.0	0/0	0.0	0/0	0.0	0	3	3	3	0	0	0	0	1	+11	0
30	Mikhail Kulagin	18:34	5/5	100.0	2/2	100.0	3/3	100.0	1/2	50.0	0	1	1	2	3	1	0	2	2	-3	14
*41	Nikita Kurbanov	24:08	3/6	50.0	1/3	33.3	2/3	66.7	1/2	50.0	0	0	0	3	1	1	1	2	2	-8	9
Team/Coach												2	1	3		1					
Totals			27/60	45.0	13/33	39.4	14/27	51.9	8/12	66.7	9	24	33	18	11	6	3	18	15		76

Scoring by 5 minutes intervals

	Q1		Q2		Q3		Q4	
GER	8	19	27	39	45	56	73	79
RUS	13	21	30	41	49	60	69	76

	GER	RUS
Points from turnovers	13	13
Points in the paint	44	24
Second chance points	11	11

	GER	RUS
Biggest lead	4	10
Biggest scoring run	8-0 (58-60)	8-0 (23-29)
Lead changes	9	

Legend:

Min	Minutes played	M/A	Made/attempts	Reb	Rebounds	AS	Assists	TO	Turnovers
*	Starters	%	Shooting percentage	RD	Defensive rebounds	PF	Personal fouls	ST	Steals
DNP	Did not play	FT	Free throws	RO	Offensive rebounds	C	Committed fouls	BS	Blocked shots
FG	Field goals	PTS	Points scored	Tot	Total rebounds	D	Drawn fouls	+/-	Net points while on court

Fast break points	18	8
Bench points	29	26

Times tied	8	
Time Leading	09:53	25:57

Legend:


Min	Minutes played	M/A	Made/Attempts	Reb	Rebounds	AS	Assists	TO	Turnovers
*	Starters	%	Shooting percentage	RD	Defensive rebounds	PF	Personal fouls	ST	Steals
DNP	Did not play	FT	Free throws	RO	Offensive rebounds	C	Committed fouls	BS	Blocked shots
FG	Field goals	PTS	Points scored	Tot	Total rebounds	D	Drawn fouls	+/-	Net points while on court

Fast break points	9	17
Bench points	30	43

Times tied	3	
Time Leading	04:45	33:17

Legend:

Min	Minutes played	M/A	Made/Attempts	Reb	Rebounds	AS	Assists	TO	Turnovers
*	Starters	%	Shooting percentage	RD	Defensive rebounds	PF	Personal fouls	ST	Steals
DNP	Did not play	FT	Free throws	RO	Offensive rebounds	C	Committed fouls	BS	Blocked shots
FG	Field goals	PTS	Points scored	Tot	Total rebounds	D	Drawn fouls	+/-	Net points while on court



Men's Supercup 2017

Serbia Men 2017 vs Russia Men 2017

Referees: Christof Madinger, Marek Maliszewski, Carsten Straube
Commissioner: Sascha Dieterich

Game no. 11842/3
Inselparkhalle Hamburg

19.08.2017 20:00
(Local time)
Attendance: 3185

OFFICIAL STATISTICS

85 - 75

(20-16, 16-18, 23-18, 26-23)

Serbia Men 2017 (SRB)

Head coach: Aleksandar Djordjevic
Assistant coach(es): Miroslav Nikolic, Jovica Antonic

No.	Name	Min	FG		2P FG		3P FG		FT		Reb			PF				PTS			
			M/A	%	M/A	%	M/A	%	M/A	%	RO	RD	Tot	AS	TO	ST	BS		C	D	+/-
*6	Milan Macvan	21:15	6/8	75.0	3/5	60.0	3/3	100.0	2/3	66.7	1	2	3	0	0	0	0	2	2	+1	17
*7	Bogdan Bogdanovic	28:51	5/17	29.4	4/10	40.0	1/7	14.3	3/4	75.0	0	3	3	9	0	2	0	2	2	+22	14
10	Nikola Kalinic	19:56	2/5	40.0	2/3	66.7	0/2	0.0	0/0	0.0	0	2	2	2	1	0	0	3	1	+15	4
*11	Vladimir Lucic	27:08	3/7	42.9	2/6	33.3	1/1	100.0	8/10	80.0	1	1	2	0	0	3	0	3	6	-2	15
12	Dragan Milosavljevic	19:04	2/7	28.6	2/3	66.7	0/4	0.0	2/3	66.7	3	1	4	1	0	1	0	2	2	-6	6
14	Stefan Bircevic	02:31	0/1	0.0	0/1	0.0	0/0	0.0	0/0	0.0	0	0	0	0	2	0	0	1	1	-2	0
15	Vladimir Stimac	05:41	0/1	0.0	0/1	0.0	0/0	0.0	1/2	50.0	0	0	0	2	0	0	0	0	3	+0	1
19	Branko Lazic	07:10	0/0	0.0	0/0	0.0	0/0	0.0	2/2	100.0	0	2	2	0	1	0	0	1	1	+6	2
22	Vasilije Micic	16:12	1/2	50.0	1/1	100.0	0/1	0.0	2/2	100.0	0	0	0	2	2	0	0	2	2	-6	4
23	Marko Guduric	DNP																			
*24	Stefan Jovic	18:05	2/2	100.0	2/2	100.0	0/0	0.0	2/2	100.0	0	1	1	1	3	2	0	0	2	+12	6
32	Ognjen Kuzmic	12:33	5/6	83.3	5/6	83.3	0/0	0.0	0/0	0.0	3	2	5	2	0	0	0	3	0	+8	10
*51	Boban Marjanovic	21:34	2/3	66.7	2/3	66.7	0/0	0.0	2/4	50.0	0	8	8	2	2	0	0	2	5	+2	6
Team/Coach												1	2	3				0			
Totals			28/59	47.5	23/41	56.1	5/18	27.8	24/32	75.0	9	24	33	21	11	8	0	21	27		85

Russia Men 2017 (RUS)

Head coach: Sergey Bazarevich
Assistant coach(es): Boris Sokolovskiy, Denis Godlevskiy

No.	Name	Min	FG		2P FG		3P FG		FT		Reb			PF				PTS			
			M/A	%	M/A	%	M/A	%	M/A	%	RO	RD	Tot	AS	TO	ST	BS		C	D	+/-
*1	Aleksei Shved	30:04	7/14	50.0	5/10	50.0	2/4	50.0	1/3	33.3	0	1	1	5	2	0	0	3	2	-5	17
4	Evgenii Baburin	00:06	0/0	0.0	0/0	0.0	0/0	0.0	0/0	0.0	0	0	0	0	0	0	0	0	0	+3	0
7	Vitaly Fridzon	23:51	5/7	71.4	3/3	100.0	2/4	50.0	4/4	100.0	0	2	2	0	0	0	1	4	2	-1	16
8	Vladimir Ivlev	05:53	0/0	0.0	0/0	0.0	0/0	0.0	0/0	0.0	0	1	1	0	1	1	1	0	0	+2	0
11	Semen Antonov	03:19	0/0	0.0	0/0	0.0	0/0	0.0	0/0	0.0	0	0	0	1	0	0	0	1	0	+0	0
12	Andrej Zubkov	19:36	4/8	50.0	3/3	100.0	1/5	20.0	0/0	0.0	0	5	5	1	1	0	0	0	0	-2	9
*13	Dmitry Khvostov	23:29	1/2	50.0	1/1	100.0	0/1	0.0	0/0	0.0	1	1	2	4	2	0	0	5	2	-13	2
*15	Timojej Mozgov	26:13	6/10	60.0	6/10	60.0	0/0	0.0	2/4	50.0	1	3	4	0	3	2	2	2	4	-10	14
18	Maxim Kolyushkin	DNP																			
*20	Andrey Vorontsevich	23:58	1/4	25.0	1/2	50.0	0/2	0.0	1/1	100.0	0	6	6	1	1	0	0	5	2	-11	3
21	Stanislav Ilnitkiy	DNP																			
22	Dmitrii Kulagin	12:14	1/4	25.0	1/3	33.3	0/1	0.0	0/0	0.0	1	0	1	3	1	0	0	2	3	-8	2
30	Mikhail Kulagin	11:22	3/4	75.0	1/1	100.0	2/3	66.7	0/0	0.0	0	0	0	2	1	0	1	2	2	+2	8
*41	Nikita Kurbanov	19:55	1/4	25.0	0/2	0.0	1/2	50.0	1/2	50.0	0	3	3	1	0	1	0	3	3	-7	4
Team/Coach												1	0	1				0			
Totals			29/57	50.9	21/35	60.0	8/22	36.4	9/14	64.3	4	22	26	18	13	4	5	27	20		75

Scoring by 5 minutes intervals

	Q1		Q2		Q3		Q4	
SRB	5	20	27	36	49	59	68	85
RUS	7	16	27	34	44	52	61	75

	SRB	RUS		SRB	RUS
Points from turnovers	16	11	Biggest lead	15	5
Points in the paint	36	34	Biggest scoring run	9-0 (11-7)	6-0 (81-72)
Second chance points	11	5	Lead changes	3	

Legend:

Min	Minutes played	M/A	Made/attempts	Reb	Rebounds	AS	Assists	TO	Turnovers
*	Starters	%	Shooting percentage	RD	Defensive rebounds	PF	Personal fouls	ST	Steals
DNP	Did not play	FT	Free throws	RO	Offensive rebounds	C	Committed fouls	BS	Blocked shots
FG	Field goals	PTS	Points scored	Tot	Total rebounds	D	Drawn fouls	+/-	Net points while on court

Fast break points	8	4
Bench points	27	35

Times tied	6	
Time Leading	28:46	08:58

Legend:

Min	Minutes played	M/A	Made/attempts	Reb	Rebounds	AS	Assists	TO	Turnovers
*	Starters	%	Shooting percentage	RD	Defensive rebounds	PF	Personal fouls	ST	Steals
DNP	Did not play	FT	Free throws	RO	Offensive rebounds	C	Committed fouls	BS	Blocked shots
FG	Field goals	PTS	Points scored	Tot	Total rebounds	D	Drawn fouls	+/-	Net points while on court

OFFICIAL STATISTICS

90 - 62

(28-19, 14-17, 24-14, 24-12)

SPAIN (SPAIN)

Head coach: Mr. Sergio Scariolo

No.	Name	Min	FG		2P FG		3P FG		FT		Reb			AS	TO	ST	BS	PF		+/-	PTS
			M/A	%	M/A	%	M/A	%	M/A	%	RO	RD	Tot					C	D		
*4	Pau Gasol	23:41	8/11	72,7	6/9	66,7	2/2	100,0	3/3	100,0	2	3	5	1	0	1	1	2	3	+22	21
6	Sergio Rodríguez	15:25	3/6	50,0	1/2	50,0	2/4	50,0	0/0	0,0	1	0	1	3	2	0	0	2	2	+6	8
7	Juan Carlos Navarro	14:53	1/2	50,0	1/1	100,0	0/1	0,0	1/2	50,0	0	0	0	6	1	0	0	0	1	+11	3
*9	Ricky Rubio	20:03	1/2	50,0	1/1	100,0	0/1	0,0	1/1	100,0	0	1	1	7	0	1	0	1	1	+17	3
11	Sebas Sáiz	DNP																			
*13	Marc Gasol	27:32	5/8	62,5	3/6	50,0	2/2	100,0	4/6	66,7	2	4	6	4	3	1	0	1	4	+24	16
14	Willy Hernangómez	13:59	0/3	0,0	0/2	0,0	0/1	0,0	4/6	66,7	1	2	3	0	1	1	0	0	6	+6	4
15	Joan Sastre	11:11	1/1	100,0	1/1	100,0	0/0	0,0	0/0	0,0	0	0	0	2	1	1	1	1	0	+7	2
16	Guillem Vives	11:48	1/4	25,0	0/0	0,0	1/4	25,0	6/8	75,0	1	1	2	0	1	1	1	1	4	+10	9
18	Pierre Oriola	12:56	2/5	40,0	2/5	40,0	0/0	0,0	0/0	0,0	2	2	4	0	1	0	0	0	1	+6	4
*19	Fernando San Emeterio	20:10	2/4	50,0	2/3	66,7	0/1	0,0	0/0	0,0	0	2	2	1	1	1	0	2	2	+18	4
21	Álex Abrines	12:58	2/2	100,0	1/1	100,0	1/1	100,0	3/4	75,0	0	1	1	0	0	1	0	0	2	+7	8
22	Xavi Rabaseda	DNP																			
*41	Juancho Hernangómez	15:24	4/6	66,7	4/4	100,0	0/2	0,0	0/2	0,0	0	1	1	2	0	2	1	0	1	+6	8
Team/Coach											1	1	2		0			0			
Totals			30/54	55,6	22/35	62,9	8/19	42,1	22/32	68,8	10	18	28	26	11	10	4	10	27		90

VENEZUELA (VEN)

Head coach: Mr. Néstor García

No.	Name	Min	FG		2P FG		3P FG		FT		Reb			AS	TO	ST	BS	PF		+/-	PTS
			M/A	%	M/A	%	M/A	%	M/A	%	RO	RD	Tot					C	D		
3	José Bravo	05:16	0/1	0,0	0/0	0,0	0/1	0,0	2/3	66,7	0	1	1	1	0	0	0	1	1	-7	2
*6	John Cox	32:27	6/15	40,0	4/11	36,4	2/4	50,0	4/4	100,0	3	2	5	3	0	1	0	2	4	-21	18
9	Pedro Chourio	16:52	0/1	0,0	0/0	0,0	0/1	0,0	0/0	0,0	0	0	0	0	1	0	0	3	0	-15	0
*10	José Vargas	22:15	3/9	33,3	0/2	0,0	3/7	42,9	1/2	50,0	0	0	0	2	2	0	0	3	1	-13	10
11	Harol Cazorla	05:44	0/2	0,0	0/1	0,0	0/1	0,0	0/0	0,0	0	1	1	0	2	1	0	0	0	+1	0
14	Miguel Ruiz	27:24	2/2	100,0	2/2	100,0	0/0	0,0	0/0	0,0	2	1	3	0	1	2	0	2	1	-26	4
*15	Windi Graterol	13:39	0/4	0,0	0/3	0,0	0/1	0,0	0/0	0,0	1	4	5	2	1	0	0	4	0	-9	0
*22	César García	18:37	4/7	57,1	4/5	80,0	0/2	0,0	0/0	0,0	1	0	1	1	0	1	0	4	1	-14	8
23	Anthony Pérez	24:16	3/5	60,0	2/3	66,7	1/2	50,0	0/0	0,0	0	3	3	0	5	2	0	3	0	-26	7
28	José Materán	04:12	0/2	0,0	0/1	0,0	0/1	0,0	0/0	0,0	0	0	0	1	0	0	0	0	0	-3	0
31	Luis Carrillo	01:15	2/2	100,0	2/2	100,0	0/0	0,0	0/0	0,0	1	0	1	0	0	0	0	1	0	+3	4
*43	Néstor Colmenares	28:03	4/6	66,7	3/5	60,0	1/1	100,0	0/0	0,0	2	5	7	5	5	1	0	4	2	-10	9
Team/Coach											2	2	4		4			0			
Totals			24/56	42,9	17/35	48,6	7/21	33,3	7/9	77,8	12	19	31	15	21	8	0	27	10		62

Scoring by 5 minutes intervals	SPAIN	VEN	Q1		Q2		Q3		Q4	
			17	28	36	42	53	66	75	90
			11	19	30	36	49	50	54	62

	SPAIN	VEN		SPAIN	VEN
Points from turnovers	29	7	Biggest lead	31	1
Points in the paint	36	34	Biggest scoring run	10-0 (63-49)	7-0 (30-26)
Second chance points	11	9	Lead changes	4	
Fast break points	16	4	Times tied	2	

Legend:

Min	Minutes played	M/A	Made/attempts	Reb	Rebounds	AS	Assists	TO	Turnovers
*	Starters	%	Shooting percentage	RD	Defensive rebounds	PF	Personal fouls	ST	Steals
DNP	Did not play	FT	Free throws	RO	Offensive rebounds	C	Committed fouls	BS	Blocked shots
FG	Field goals	PTS	Points scored	Tot	Total rebounds	D	Drawn fouls	+/-	Net points while on court


Bench points	38	17
--------------	----	----

Time Leading	38:01	00:52
--------------	-------	-------

Legend:

Min	Minutes played	M/A	Made/attempts	Reb	Rebounds	AS	Assists	TO	Turnovers
*	Starters	%	Shooting percentage	RD	Defensive rebounds	PF	Personal fouls	ST	Steals
DNP	Did not play	FT	Free throws	RO	Offensive rebounds	C	Committed fouls	BS	Blocked shots
FG	Field goals	PTS	Points scored	Tot	Total rebounds	D	Drawn fouls	+/-	Net points while on court





Men's Supercup 2017

Germany Men 2017 vs Serbia Men 2017

Referees: Anton Makhlin, Tomislav Vovk, Marek Maliszewski

Commissioner: Sascha Dieterich

Game no. 11842/5
Inselparkhalle Hamburg

20.08.2017 15:00
(Local time)
Attendance: 3305

OFFICIAL STATISTICS

56 - 87

(17-27, 17-17, 6-19, 16-24)

Germany Men 2017 (GER)

Head coach: Chris Fleming
Assistant coach(es): Henrik Rödl

No.	Name	Min	FG		2P FG		3P FG		FT		Reb			AS	TO	ST	BS	PF			PTS
			M/A	%	M/A	%	M/A	%	M/A	%	RO	RD	Tot					C	D	+/-	
4	Maodo Lo	20:21	2/7	28.6	1/3	33.3	1/4	25.0	0/0	0.0	0	0	0	0	3	0	0	2	0	-13	5
8	Lucca Staiger	16:46	1/5	20.0	0/0	0.0	1/5	20.0	0/0	0.0	0	1	1	1	0	1	0	2	0	-13	3
11	Akeem Vargas	14:27	0/2	0.0	0/0	0.0	0/2	0.0	0/0	0.0	0	0	0	0	1	1	0	0	0	-12	0
13	Bastian Doreth	17:25	1/2	50.0	0/0	0.0	1/2	50.0	0/0	0.0	1	0	1	1	0	0	0	0	1	-14	3
*17	Dennis Schröder	25:44	6/10	60.0	4/6	66.7	2/4	50.0	2/3	66.7	0	2	2	6	6	2	0	2	6	-17	16
*18	Ismet Akpınar	14:10	3/5	60.0	3/3	100.0	0/2	0.0	0/0	0.0	0	0	0	1	0	1	0	3	1	-19	6
*22	Danilo Barthel	27:47	3/4	75.0	3/4	75.0	0/0	0.0	0/0	0.0	0	5	5	3	2	0	0	2	2	-16	6
*32	Johannes Thiemann	12:59	4/5	80.0	4/5	80.0	0/0	0.0	0/0	0.0	1	1	2	0	2	0	0	2	2	-13	8
*33	Patrick Heckmann	11:07	1/1	100.0	1/1	100.0	0/0	0.0	0/0	0.0	0	2	2	1	0	1	0	0	0	-5	2
34	Alex King	10:37	0/1	0.0	0/0	0.0	0/1	0.0	0/0	0.0	1	1	2	0	1	0	0	1	1	-8	0
55	Isaiah Hartenstein	28:37	2/8	25.0	2/6	33.3	0/2	0.0	3/6	50.0	2	3	5	0	2	1	0	3	5	-25	7
Team/Coach											0	0	0					0			
Totals			23/50	46.0	18/28	64.3	5/22	22.7	5/9	55.6	5	15	20	13	17	7	0	17	18		56

Serbia Men 2017 (SRB)

Head coach: Aleksandar Djordjevic
Assistant coach(es): Miroslav Nikolic, Jovica Antonic

No.	Name	Min	FG		2P FG		3P FG		FT		Reb			AS	TO	ST	BS	PF			PTS
			M/A	%	M/A	%	M/A	%	M/A	%	RO	RD	Tot					C	D	+/-	
6	Milan Macvan	21:07	5/6	83.3	3/4	75.0	2/2	100.0	0/1	0.0	1	2	3	2	2	0	0	3	1	+21	12
7	Bogdan Bogdanovic	19:33	2/6	33.3	2/5	40.0	0/1	0.0	0/0	0.0	0	1	1	5	3	1	0	1	1	+14	4
10	Nikola Kalinic	08:49	0/1	0.0	0/1	0.0	0/0	0.0	0/0	0.0	0	1	1	0	1	0	0	0	0	+3	0
*11	Vladimir Lucic	22:26	1/5	20.0	1/3	33.3	0/2	0.0	2/2	100.0	0	1	1	1	1	0	0	2	2	+19	4
*12	Dragan Milosavljevic	22:23	2/4	50.0	0/0	0.0	2/4	50.0	0/0	0.0	0	1	1	5	0	2	0	2	2	+22	6
*14	Stefan Bircevic	18:07	8/9	88.9	5/5	100.0	3/4	75.0	2/2	100.0	2	2	4	2	0	0	0	2	2	+15	21
*15	Vladimir Stimac	23:41	8/9	88.9	7/8	87.5	1/1	100.0	3/7	42.9	1	5	6	1	2	0	0	1	6	+15	20
*22	Vasilije Mivic	24:49	1/5	20.0	1/2	50.0	0/3	0.0	0/0	0.0	0	2	2	4	0	0	0	2	2	+21	2
23	Marko Guduric	24:22	3/6	50.0	1/1	100.0	2/5	40.0	0/0	0.0	0	2	2	3	1	1	0	3	0	+15	8
24	Stefan Jovic	DNP																			
32	Ognjen Kuzmic	14:43	4/5	80.0	4/5	80.0	0/0	0.0	2/2	100.0	4	1	5	2	1	2	0	2	1	+10	10
51	Boban Marjanovic	DNP																			
Team/Coach											0	1	1		1			0			
Totals			34/56	60.7	24/34	70.6	10/22	45.5	9/14	64.3	8	19	27	25	12	6	0	18	17		87

Scoring by 5 minutes intervals


	Q1		Q2		Q3		Q4	
GER	13	17	30	34	37	40	47	56
SRB	19	27	36	44	55	63	73	87

	GER	SRB
Points from turnovers	13	21
Points in the paint	30	44
Second chance points	5	8
Fast break points	8	6
Bench points	18	34

	GER	SRB
Biggest lead	0	31
Biggest scoring run	6-0 (27-33)	13-0 (37-57)
Lead changes	0	
Times tied	4	
Time Leading	00:00	38:21

Legend:

Min	Minutes played	M/A	Made/attempts	Reb	Rebounds	AS	Assists	TO	Turnovers
*	Starters	%	Shooting percentage	RD	Defensive rebounds	PF	Personal fouls	ST	Steals
DNP	Did not play	FT	Free throws	RO	Offensive rebounds	C	Committed fouls	BS	Blocked shots
FG	Field goals	PTS	Points scored	Tot	Total rebounds	D	Drawn fouls	+/-	Net points while on court



Men's Supercup 2017

Poland Men 2017 vs Russia Men 2017

Referees: Dr. Christof Madinger, Carsten Straube, Takaki Kato
Commissioner: Sascha Dieterich

Game no. 11842/6
edel-optics.de Arena

20.08.2017 17:30
(Local time)
Attendance: 3188

OFFICIAL STATISTICS

81 - 78

(12-15, 22-16, 17-23, 30-24)

Poland Men 2017 (POL)

Head coach: Mike Taylor
Assistant coach(es): Wojciech Kaminski, Krzysztof Szablowski

No.	Name	Min	FG		2P FG		3P FG		FT		Reb			PF				PTS			
			M/A	%	M/A	%	M/A	%	M/A	%	RO	RD	Tot	AS	TO	ST	BS		C	D	+/-
3	Michal Sokolowski	07:50	1/3	33.3	1/2	50.0	0/1	0.0	0/0	0.0	0	0	0	2	0	0	0	2	1	+11	2
5	Aaron Cel	21:06	3/4	75.0	2/2	100.0	1/2	50.0	4/4	100.0	0	2	2	0	1	2	0	2	2	+8	11
6	Anthony Slaughter	26:11	7/9	77.8	5/5	100.0	2/4	50.0	0/0	0.0	0	2	2	5	0	0	0	1	3	+16	16
*7	Damian Kulig	20:46	3/5	60.0	2/3	66.7	1/2	50.0	2/2	100.0	0	3	3	0	0	1	0	4	2	-3	9
8	Przemyslaw Zamojski	18:44	1/3	33.3	1/3	33.3	0/0	0.0	1/1	100.0	0	0	0	2	1	1	0	2	1	+17	3
*9	Mateusz Ponitka	22:52	2/8	25.0	1/5	20.0	1/3	33.3	2/2	100.0	1	1	2	1	2	0	0	4	3	-14	7
*12	Adam Waczynski	27:30	4/7	57.1	3/5	60.0	1/2	50.0	4/5	80.0	0	6	6	1	0	0	1	3	5	-12	13
*15	Lukasz Koszarek	12:40	1/4	25.0	1/4	25.0	0/0	0.0	2/3	66.7	0	2	2	0	1	0	0	3	2	-8	4
20	Andrzej Mazurczak	DNP																			
21	Tomasz Gielo	13:24	1/5	20.0	0/3	0.0	1/2	50.0	2/2	100.0	0	1	1	0	1	1	0	0	1	+3	5
*24	Przemyslaw Karnowski	21:14	1/6	16.7	1/6	16.7	0/0	0.0	5/6	83.3	1	3	4	0	1	1	0	3	3	-13	7
33	Karol Gruszecki	DNP																			
34	Adam Hrycaniuk	07:43	2/5	40.0	2/5	40.0	0/0	0.0	0/0	0.0	2	3	5	1	1	0	0	1	1	+10	4
Team/Coach											2	2	4		1			0			
Totals			26/59	44.1	19/43	44.2	7/16	43.8	22/25	88.0	6	25	31	12	9	6	1	25	24		81

Russia Men 2017 (RUS)

Head coach: Sergey Bazarevich
Assistant coach(es): Boris Sokolovskiy, Denis Godlevskiy

No.	Name	Min	FG		2P FG		3P FG		FT		Reb			PF				PTS			
			M/A	%	M/A	%	M/A	%	M/A	%	RO	RD	Tot	AS	TO	ST	BS		C	D	+/-
*1	Aleksei Shved	28:06	5/15	33.3	1/4	25.0	4/11	36.4	6/8	75.0	2	5	7	8	1	0	1	1	6	+9	20
4	Evgenii Baburin	03:36	0/0	0.0	0/0	0.0	0/0	0.0	0/0	0.0	0	0	0	0	0	0	0	3	0	-6	0
7	Vitaly Fridzon	26:56	5/11	45.5	4/5	80.0	1/6	16.7	0/0	0.0	0	4	4	2	3	0	0	3	1	-4	11
8	Vladimir Ivlev	03:01	0/1	0.0	0/1	0.0	0/0	0.0	1/2	50.0	1	0	1	0	0	0	0	1	2	-6	1
11	Semen Antonov	11:58	0/2	0.0	0/1	0.0	0/1	0.0	0/0	0.0	0	1	1	2	0	0	0	2	0	-10	0
12	Andrej Zubkov	12:02	1/2	50.0	0/0	0.0	1/2	50.0	2/2	100.0	1	1	2	0	2	0	0	2	1	-16	5
*13	Dmitry Khvostov	31:58	3/3	100.0	1/1	100.0	2/2	100.0	0/0	0.0	0	2	2	1	2	0	0	2	1	+11	8
*15	Timozej Mozgov	27:26	5/7	71.4	5/7	71.4	0/0	0.0	8/13	61.5	2	6	8	0	2	0	2	3	11	+14	18
18	Maxim Kolyushkin	DNP																			
*20	Andrey Vorontsevich	25:33	3/7	42.9	0/2	0.0	3/5	60.0	0/0	0.0	2	4	6	2	0	0	0	3	0	+12	9
21	Stanislav Ilnitkiy	DNP																			
22	Dmitrii Kulagin	07:21	1/4	25.0	1/3	33.3	0/1	0.0	0/0	0.0	0	0	0	0	0	0	0	1	+1	2	
30	Mikhail Kulagin	08:02	0/2	0.0	0/1	0.0	0/1	0.0	0/0	0.0	0	1	1	1	1	0	0	1	0	-14	0
*41	Nikita Kurbanov	14:01	2/4	50.0	2/4	50.0	0/0	0.0	0/0	0.0	0	2	2	1	1	0	1	4	2	-6	4
Team/Coach											1	1	2		0			0			
Totals			25/58	43.1	14/29	48.3	11/29	37.9	17/25	68.0	9	27	36	17	12	0	4	25	25		78

Scoring by 5 minutes intervals

	Q1		Q2		Q3		Q4	
POL	7	12	21	34	44	51	62	81
RUS	10	15	19	31	47	54	60	78

	POL	RUS
Points from turnovers	15	5
Points in the paint	28	24
Second chance points	4	4

	POL	RUS
Biggest lead	8	7
Biggest scoring run	7-0 (16-15)	6-0 (38-39)
Lead changes	13	

Legend:

Min	Minutes played	M/A	Made/attempts	Reb	Rebounds	AS	Assists	TO	Turnovers
*	Starters	%	Shooting percentage	RD	Defensive rebounds	PF	Personal fouls	ST	Steals
DNP	Did not play	FT	Free throws	RO	Offensive rebounds	C	Committed fouls	BS	Blocked shots
FG	Field goals	PTS	Points scored	Tot	Total rebounds	D	Drawn fouls	+/-	Net points while on court

Fast break points	13	9
Bench points	41	19

Times tied	8	
Time Leading	16:00	22:37

Legend:

Min	Minutes played	M/A	Made/Attempts	Reb	Rebounds	AS	Assists	TO	Turnovers
*	Starters	%	Shooting percentage	RD	Defensive rebounds	PF	Personal fouls	ST	Steals
DNP	Did not play	FT	Free throws	RO	Offensive rebounds	C	Committed fouls	BS	Blocked shots
FG	Field goals	PTS	Points scored	Tot	Total rebounds	D	Drawn fouls	+/-	Net points while on court

Belgian Lions vs Spain

Vorst Nationaal Wed 23 Aug 2017 Start Time 20:30

Game 1

BEL 72-88 SPA
(15-28, 16-23, 27-14, 14-23)

Attendance: 0

Game Duration: 01:48

Referee:

Commissioner:

Umpires:

Scoring by 5 min intervals:	BEL	Q1		Q2		Q3		Q4	
		7	15	23	31	43	58	69	72
	SPA	11	28	42	51	60	65	73	88

BEL - Belgian Lions

No.	Name	MIN	Field Goals		3 Points		Free Throws		Rebounds			AS	TO	ST	Blocks		PF	FD	+/-	Pts	Eff
			M/A	%	M/A	%	M/A	%	OR	DR	TOT				F	Ag					
4	Lecomte Emmanuel	18:40	1/6	16,67	0/2	0	0/0	0	1	0	1	3	1	0	0	0	1	1	-10	2	0
5	Van Rossom Sam	16:38	1/3	33,33	0/1	0	1/1	100	1	0	1	3	1	1	0	1	2	0	-20	3	2
*8	Mwema Jean-Marc	10:35	0/1	0	0/0	0	1/2	50	0	1	1	0	0	0	0	3	1	-9	1	-2	
*9	Tabu Jonathan	24:22	5/12	41,67	1/5	20	3/5	60	0	0	0	3	3	2	0	1	2	4	0	14	8
10	Serron Quentin	28:05	3/8	37,5	3/6	50	0/0	0	1	1	2	1	0	0	0	0	1	-18	9	8	
*12	Salumu Jean	27:50	3/7	42,86	1/3	33,33	1/2	50	2	0	2	1	1	0	0	4	3	3	8	4	
*13	Gillet Pierre-Antoine	33:50	3/8	37,5	2/5	40	4/5	80	4	5	9	0	1	1	0	4	3	-10	12	14	
14	De Zeeuw Maxime	10:18	1/5	20	0/4	0	5/6	83,33	1	1	2	0	0	0	1	4	4	-8	7	5	
*16	Tumba Kevin	16:34	4/6	66,67	0/0	0	0/0	0	0	3	3	0	2	1	0	4	2	9	8	6	
19	Bako Ismaël	13:08	4/5	80	0/0	0	0/0	0	0	2	2	0	0	0	0	3	0	-17	8	6	
Team/Coach									1	3	4		2			0					
Totals:		200:00	25/61	41	7/26	26,9	15/21	71,4	11	16	27	11	11	5	1	2	27	19	-16	72	53
Coach:		Eddy Casteels																			
Assistant Coach		Roel Moors									Thierry Declercq										

SPA - Spain

No.	Name	MIN	Field Goals		3 Points		Free Throws		Rebounds			AS	TO	ST	Blocks		PF	FD	+/-	Pts	Eff
			M/A	%	M/A	%	M/A	%	OR	DR	TOT				F	Ag					
*4	Gasol Pau	24:15	2/7	28,57	0/1	0	4/5	80	1	5	6	2	1	0	0	0	1	4	12	8	12
6	Rodriguez Sergio	18:02	4/5	80	2/2	100	0/0	0	0	1	1	3	2	0	0	2	0	6	10	9	
7	Navarro Juan Carlos	15:28	1/3	33,33	1/3	33,33	0/0	0	0	0	3	1	1	0	0	4	2	13	3	2	
*9	Rubio Ricky	20:24	1/1	100	0/0	0	4/6	66,67	0	4	4	3	0	0	0	4	5	8	6	12	
*13	Gasol Marc	25:03	4/8	50	0/3	0	4/5	80	2	4	6	4	3	0	0	2	3	5	12	15	
14	Hernangomez Willy	17:57	7/8	87,5	0/0	0	6/7	85,71	1	1	2	1	1	1	0	0	5	5	20	26	
*15	Sastre Joan	25:59	2/3	66,67	0/1	0	1/2	50	0	3	3	0	1	0	0	1	5	2	5	9	
16	Vives Guillem	8:26	0/1	0	0/1	0	0/0	0	0	0	0	0	2	0	1	2	1	-8	0	-3	
18	Oriola Pierre	14:57	0/1	0	0/1	0	2/2	100	0	2	2	1	0	0	0	0	0	11	2	4	
19	San Emeterio Fernando	DNP																			
*21	Abrines Alex	14:17	3/5	60	1/2	50	1/1	100	1	0	1	0	0	1	0	1	1	10	8	8	
41	Hernangomez Juancho	15:12	5/8	62,5	4/6	66,67	0/0	0	0	6	6	0	1	0	1	1	3	1	16	14	
Team/Coach									0	0	0		0			0					
Totals:		200:00	29/50	58	8/20	40	22/28	78,6	5	26	31	17	12	3	2	1	20	27	16	88	108
Coach:		Sergio Scariolo																			
Assistant Coach																					

	BEL	SPA
Points from Turnovers	12	15
Points in the Paint	22 (11/21) 52%	30 (15/23) 65%
Second Chance Points	10	4
Fast Break Points	2	0
Bench Points	29	49

	BEL	SPA
Biggest Lead	0 ()	24 (59-35)
Biggest Scoring Run	11 (48-60)	8 (87-71)
Lead Changes	0	0
Times Tied	0	0
Time with Lead	00:00	39:39

Legend:					
%	Shooting Percentage	(C)	Captain	*	Starters
AS	Assists	BS	Blocked Shots	DNP	Did Not Play
FD	Fouls Drawn	M/A	Made/Attempts	MIN	Minutes Played
OR	Offensive Rebounds	OTx	Overtime	PF	Fouls
Qx	Quarter Time	S	Suspended	ST	Steals
TOT	Total Rebounds			+/-	Plus Minus
				DR	Defensive Rebounds
				No.	Uniform Number
				Pts	Points
				TO	Turnovers



Box Score

English

LTU

ESP

78

PERIOD 4

00:00

79

LTU 27 19 12 20 78
ESP 20 16 23 20 79

COMPETITION International games VENUE Siemens Arena GAME DETAILS Tip off: 7:30 pm 25/08/17 ATTENDANCE 11000

Lithuania National team

NO.	PLAYER	POS	MINS	PTS	FG	FG%	2P	2P%	3P	3P%	FT	FT%	OFF	DEF	REB	AST	TO	STL	BLK	BLKR	PF	FLS ON	+/-
STARTERS																							
5	M. Kalnietis	F	31:06	7	3 - 11	27	2 - 6	33	1 - 5	20	0 - 0	0	0	3	3	9	1	1	0	0	4	2	0
8	J. Mačiulis	F	24:35	12	4 - 6	66	2 - 3	66	2 - 3	66	2 - 2	100	0	1	1	1	1	0	0	0	1	3	-6
13	M. Gecevičius	G	24:52	6	2 - 6	33	0 - 1	0	2 - 5	40	0 - 0	0	0	1	1	3	0	0	0	0	2	0	-16
17	J. Valančiūnas	C	27:41	21	10 - 14	71	10 - 14	71	0 - 0	0	1 - 1	100	4	7	11	0	2	1	0	1	2	3	-11
20	D. Motiejūnas	F	21:28	7	2 - 8	25	2 - 6	33	0 - 2	0	3 - 5	60	0	1	1	2	0	1	0	1	2	6	-8
BENCH																							
7	A. Juškevičius	G	0	0	0 - 0	0	0 - 0	0	0 - 0	0	0 - 0	0	0	0	0	0	0	0	0	0	0	0	0
19	M. Kuzminskas	F	18:31	9	2 - 6	33	2 - 3	66	0 - 3	0	5 - 5	100	1	0	1	2	0	0	0	0	2	4	7
21	A. Milaknis	G	15:02	8	3 - 5	60	1 - 1	100	2 - 4	50	0 - 0	0	1	3	4	0	0	0	0	0	0	0	15
22	E. Bendžius	F	0	0	0 - 0	0	0 - 0	0	0 - 0	0	0 - 0	0	0	0	0	0	0	0	0	0	0	0	0
40	M. Grigonis	G	8:57	0	0 - 2	0	0 - 0	0	0 - 2	0	0 - 0	0	0	0	0	0	2	0	0	0	2	2	-1
77	A. Gudaitis	C	11:54	3	1 - 1	100	1 - 1	100	0 - 0	0	1 - 1	100	0	1	1	0	0	0	2	0	4	1	10
92	E. Ulanovas	F	15:48	5	2 - 2	100	2 - 2	100	0 - 0	0	1 - 2	50	1	0	1	1	1	0	0	0	0	1	5
Team / Coach													1	3	4	1							
TEAM TOTALS				78	29 - 61	47	22 - 37	59	7 - 24	29	13 - 16	81	8	20	28	18	8	3	2	2	19	22	

Coach: D. Adomaitis Assistant: ,

TEAM STATISTICS:

Points from turno... 15 Points in the Paint: 34 Second Chance P... 14 Fast Break Points: 3 Bench Points: 25 Biggest Lead: 11
Biggest Scoring R... 8

Spain National team

NO.	PLAYER	POS	MINS	PTS	FG	FG%	2P	2P%	3P	3P%	FT	FT%	OFF	DEF	REB	AST	TO	STL	BLK	BLKR	PF	FLS ON	+/-
STARTERS																							

		POS	MINS	PTS	FG	FG%	2P	2P%	3P	3P%	FT	FT%	OFF	DEF	REB	AST	TO	STL	BLK	BLKR	PF	FLS ON	+/-	
4	P. Gasol	C	29:01	24	10 - 15	66	8 - 12	66	2 - 3	66	2 - 4	50	2	5	7	1	0	1	1	0	1	4	7	
9	R. Rubio	G	28:40	7	2 - 9	22	1 - 5	20	1 - 4	25	2 - 2	100	0	3	3	5	1	3	0	0	3	2	10	
13	M. Gasol	C	23:38	9	3 - 10	30	3 - 9	33	0 - 1	0	3 - 3	100	1	7	8	4	3	1	1	0	4	4	1	
19	F. San Emeterio	F	28:28	5	2 - 3	66	1 - 2	50	1 - 1	100	0 - 0	0	1	1	2	1	2	0	0	0	2	2	12	
41	J. Hernangomez	G	19:26	2	1 - 6	16	1 - 3	33	0 - 3	0	0 - 0	0	1	4	5	0	0	0	0	2	3	1	-6	
BENCH																								
6	S. Rodriguez	F	16:29	9	3 - 5	60	2 - 3	66	1 - 2	50	2 - 2	100	0	1	1	3	4	1	0	0	2	2	-10	
7	J. Navarro	G	6:07	0	0 - 0	0	0 - 0	0	0 - 0	0	0 - 0	0	0	0	0	1	0	0	0	0	0	0	0	-7
14	G. Hernangomez	F	13:59	8	3 - 4	75	3 - 4	75	0 - 0	0	2 - 2	100	1	0	1	0	1	0	0	0	2	2	5	
15	J. Sastre	G	3:12	0	0 - 0	0	0 - 0	0	0 - 0	0	0 - 0	0	0	0	0	0	0	0	0	0	0	0	0	-2
16	G. Vives	F	0	0	0 - 0	0	0 - 0	0	0 - 0	0	0 - 0	0	0	0	0	0	0	0	0	0	0	0	0	0
18	P. Oriola	F	13:10	0	0 - 1	0	0 - 0	0	0 - 1	0	0 - 0	0	0	1	1	0	0	0	0	0	3	1	-11	
21	A. Abrines	G	17:46	15	6 - 7	85	3 - 4	75	3 - 3	100	0 - 0	0	1	1	2	0	0	0	0	0	2	1	6	
Team / Coach													2	2	4		0				0			
TEAM TOTALS				79	30 - 60	50	22 - 42	52	8 - 18	44	11 - 13	84	9	25	34	15	11	6	2	2	22	19		

Coach: **S. Scariolo** Assistant: ,

TEAM STATISTICS:

Points from turno... 9 Points in the Paint: 34 Second Chance P... 12 Fast Break Points: 4 Bench Points: 32 Biggest Lead: 5
 Biggest Scoring R... 6

Commisioner

Referees

Jurgis Laurinavičius
 Gytis Vilius
 Artūras Šukys

BROUGHT TO YOU BY



	LTU	78	PERIOD 4 00:00	79	ESP	
		LTU 27 19 12 20 78 ESP 20 16 23 20 79				

COMPETITION International games VENUE Siemens Arena GAME DETAILS Tip off: 7:30 pm 25/08/17 ATTENDANCE 11000

Summary

Box Score

Leaders

Play by Play

Shot Chart

Statistics

Preview

Change Language ▼



Lithuania National team

Coach: D. Adomaitis Assistant: R. Šiškauskas, M. Brazys

NO.	PLAYER	POS	MINS	PTS	FG	FG%	2P	2P%	3P	3P%	FT	FT%	OFF	DEF	REB	AST	TO	STL	BLK	BLKR	PF	FLS	ON	+/-	
STARTERS																									
8	J. Mačiulis	F	24:35	12	4-6	66	2-3	66	2-3	66	2-2	100	0	1	1	1	1	0	0	0	1	3		-6	
13	M. Gecevičius	G	24:52	6	2-6	33	0-1	0	2-5	40	0-0	0	0	1	1	3	0	0	0	0	2	0		-16	
20	D. Motiejūnas	F	21:28	7	2-8	25	2-6	33	0-2	0	3-5	60	0	1	1	2	0	1	0	1	2	6		-8	
17	J. Valančiūnas	C	27:41	21	10-14	71	10-14	71	0-0	0	1-1	100	4	7	11	0	2	1	0	1	2	3		-11	
5	M. Kalnietis (C)	F	31:06	7	3-11	27	2-6	33	1-5	20	0-0	0	0	3	3	9	1	1	0	0	4	2		0	
BENCH																									
7	A. Juškevičius	G	0	0	0-0	0	0-0	0	0-0	0	0-0	0	0	0	0	0	0	0	0	0	0	0	0		0
19	M. Kuzminskas	F	18:31	9	2-6	33	2-3	66	0-3	0	5-5	100	1	0	1	2	0	0	0	0	2	4		7	
21	A. Milaknis	G	15:02	8	3-5	60	1-1	100	2-4	50	0-0	0	1	3	4	0	0	0	0	0	0	0		15	
22	E. Bendžius	F	0	0	0-0	0	0-0	0	0-0	0	0-0	0	0	0	0	0	0	0	0	0	0	0		0	
40	M. Grigonis	G	8:57	0	0-2	0	0-0	0	0-2	0	0-0	0	0	0	0	0	2	0	0	0	2	2		-1	
77	A. Gudaitis	C	11:54	3	1-1	100	1-1	100	0-0	0	1-1	100	0	1	1	0	0	0	2	0	4	1		10	
92	E. Ulanovas	F	15:48	5	2-2	100	2-2	100	0-0	0	1-2	50	1	0	1	1	1	0	0	0	0	1		5	

NO.	PLAYER	POS	MINS	PTS	FG	FG%	2P	2P%	3P	3P%	FT	FT%	OFF	DEF	REB	AST	TO	STL	BLK	BLKR	PF	FLS	ON	+/-	
STARTERS																									
Team / Coach													1	3	4	1					0				
TEAM TOTALS				78	29-61	47	22-37	59	7-24	29	13-16	81	8	20	28	18	8	3	2	2	19	22			

TEAM	Points from t...	Points in the ...	Second Chan...	Fast Break P...	Bench Points:	Biggest Lead:
STATISTICS:	15	34	14	3	25	11
		Biggest Scor...	8			



Spain National team

Coach: S. Scariolo Assistant: J. Diaz, M. Aller

NO.	PLAYER	POS	MINS	PTS	FG	FG%	2P	2P%	3P	3P%	FT	FT%	OFF	DEF	REB	AST	TO	STL	BLK	BLKR	PF	FLS	ON	+/-
STARTERS																								
4	P. Gasol	C	29:01	24	10-15	66	8-12	66	2-3	66	2-4	50	2	5	7	1	0	1	1	0	1	4	7	
9	R. Rubio	G	28:40	7	2-9	22	1-5	20	1-4	25	2-2	100	0	3	3	5	1	3	0	0	3	2	10	
13	M. Gasol	C	23:38	9	3-10	30	3-9	33	0-1	0	3-3	100	1	7	8	4	3	1	1	0	4	4	1	
19	F. San Emeterio	F	28:28	5	2-3	66	1-2	50	1-1	100	0-0	0	1	1	2	1	2	0	0	0	2	2	12	
41	J. Hernangomez	G	19:26	2	1-6	16	1-3	33	0-3	0	0-0	0	1	4	5	0	0	0	0	2	3	1	-6	
BENCH																								
6	S. Rodriguez	F	16:29	9	3-5	60	2-3	66	1-2	50	2-2	100	0	1	1	3	4	1	0	0	2	2	-10	
14	G. Hernangomez	F	13:59	8	3-4	75	3-4	75	0-0	0	2-2	100	1	0	1	0	1	0	0	0	2	2	5	
15	J. Sastre	G	3:12	0	0-0	0	0-0	0	0-0	0	0-0	0	0	0	0	0	0	0	0	0	0	0	-2	
16	G. Vives	F	0	0	0-0	0	0-0	0	0-0	0	0-0	0	0	0	0	0	0	0	0	0	0	0	0	
18	P. Oriola	F	13:10	0	0-1	0	0-0	0	0-1	0	0-0	0	0	1	1	0	0	0	0	0	3	1	-11	

NO.	PLAYER	POS	MINS	PTS	FG	FG%	2P	2P%	3P	3P%	FT	FT%	OFF	DEF	REB	AST	TO	STL	BLK	BLKR	PF	FLS ON	+/-
STARTERS																							
21	A. Abrines	G	17:46	15	6-7	85	3-4	75	3-3	100	0-0	0	1	1	2	0	0	0	0	0	2	1	6
7	J. Navarro (C)	G	6:07	0	0-0	0	0-0	0	0-0	0	0-0	0	0	0	0	1	0	0	0	0	0	0	-7
Team / Coach													2	2	4	0		0					
TEAM TOTALS				79	30-60	50	22-42	52	8-18	44	11-13	84	9	25	34	15	11	6	2	2	22	19	

TEAM	Points in the ...	Second Chan...	Fast Break P...	Bench Points:	Biggest Lead:
STATISTICS:	Points from t... 9	34	12	32	5
		Biggest Scor... 6			

Commisioner

Referees

Jurgis Laurinavičius
Gytis Vilius
Artūras Šukys

Legend

POS: Position Played **2P%:** 2 Points Percentage **OFF:** Offensive Rebounds **STL:** Steals
Mins: Mins **3P:** 3 Point Field Goals **DEF:** Defensive Rebounds **BLK:** Blocks
FG: Field Goals **3P%:** 3 Point Percentage **REB:** Total Rebounds **BLKR:** Blocks Received
FG%: Field Goal Percentage **FT:** Free Throws **AST:** Assists **PF:** Personal Foul
2P: 2 Points Made **FT%:** Free Throw Percentage **TO:** Turnovers **Fls On:** Fouls On
Pts: Points

BROUGHT TO YOU BY

© Genius Sports Group 2017. Content responsibility of website administrators. For advertising or data feed enquiries, please click here

Kadramska

Arena Legionowo Sat 26 Aug 2017 Start Time 18:00

Not Validated

Game 53651

POL 74-64 HUN

Attendance:

(19-18, 14-15, 26-11, 15-20)

Game Duration:

Referee: Tomasz Trawicki (POL)

Commissioner: Krzysztof Koralewski (POL)

Umpires: Michał Chrakowiecki (POL), Michał Sosin (POL)

Scoring by 5 min intervals:	POL	Q1		Q2		Q3		Q4	
		HUN							
		8	19	25	33	44	59	65	74
		6	18	25	33	37	44	54	64

POL - Polska

No.	Name	MIN	Field Goals		2 Points		3 Points		Free Throws		Rebounds			AS	TO	ST	BS	PF	FD	+/-	Pts
			M/A	%	M/A	%	M/A	%	M/A	%	OR	DR	TOT								
3	Sokolowski Michał	21:50	0/2	0	0/1	0	0/1	0	0/0	0	2	2	4	1	1	2	0	2	5	-9	0
5	Cel Aaron	18:50	3/5	60	0/1	0	3/4	75	0/0	0	0	0	0	1	2	3	0	1	0	-5	9
6	Slaughter A. J.	24:00	2/8	25	1/4	25	1/4	25	0/0	0	1	2	3	4	3	1	0	2	0	0	5
*7	Kulig Damian	21:51	3/4	75	2/3	66,67	1/1	100	2/2	100	0	3	3	3	1	0	0	1	2	17	9
8	Zamojski Przemysław	15:39	1/6	16,67	0/2	0	1/4	25	0/0	0	0	1	1	0	1	1	0	2	0	-9	3
*9	Ponitka Mateusz	16:00	2/4	50	2/3	66,67	0/1	0	4/7	57,14	0	3	3	2	0	0	0	1	6	10	8
*12	Waczy ski Adam	18:10	3/3	100	0/0	0	3/3	100	4/5	80	0	2	2	2	2	0	0	0	3	19	13
*15	Koszarek Łukasz	16:20	0/2	0	0/0	0	0/2	0	0/0	0	0	1	1	1	0	1	0	0	1	20	0
21	Gielo Tomasz	6:03	0/3	0	0/1	0	0/2	0	2/2	100	1	1	2	0	1	0	0	0	1	1	2
*24	Karnowski Przemysław	23:43	9/13	69,23	9/13	69,23	0/0	0	3/6	50	5	8	13	0	1	0	0	2	6	15	21
33	Gruszecki Karol	8:01	0/1	0	0/1	0	0/0	0	0/0	0	0	1	1	1	1	0	0	2	0	-1	0
34	Hrycaniuk Adam	9:33	1/4	25	1/4	25	0/0	0	2/4	50	3	1	4	0	2	0	0	4	3	-8	4
Team/Coach											0	1	1		1			0			
Totals:		200:00	24/55	44	15/33	45	9/22	41	17/26	65	12	26	38	15	16	8	0	17	27	10	74
Coach:		Mike Taylor (USA)																			
Assistant Coach		Arkadiusz Młozewski									Krzysztof Szablowski										

HUN - W gry

No.	Name	MIN	Field Goals		2 Points		3 Points		Free Throws		Rebounds			AS	TO	ST	BS	PF	FD	+/-	Pts
			M/A	%	M/A	%	M/A	%	M/A	%	OR	DR	TOT								
*6	Keller Akos(C)	22:15	4/6	66,67	3/5	60	1/1	100	6/8	75	2	5	7	0	1	0	0	3	5	-5	15
*7	Wittmann Krisztián	22:02	2/8	25	0/4	0	2/4	50	0/2	0	0	1	1	2	2	1	0	3	2	-8	6
10	Kovács Péter	18:37	0/0	0	0/0	0	0/0	0	0/0	0	0	1	1	2	0	1	0	2	2	-3	0
11	Benke Szilárd	13:52	1/2	50	1/2	50	0/0	0	0/0	0	1	0	1	0	1	0	4	0	-6	2	
*12	Tóth Norbert	26:15	1/7	14,29	1/4	25	0/3	0	0/0	0	1	2	3	2	1	2	1	2	1	-9	2
14	Golomán György	DNP																			
*15	Ferencz Csaba	23:41	6/10	60	2/3	66,67	4/7	57,14	0/0	0	0	1	1	0	2	0	0	3	0	-6	16
*20	Perl Zoltán	22:11	3/5	60	2/3	66,67	1/2	50	4/5	80	0	2	2	3	4	2	0	3	4	0	11
22	Ellingsfeld János	17:58	2/6	33,33	2/5	40	0/1	0	0/0	0	0	2	2	1	0	0	1	1	-2	4	
24	Karadodiz Kemal	13:32	1/1	100	1/1	100	0/0	0	1/2	50	0	4	4	0	2	1	0	4	1	-4	3
25	Váradí Benedek	19:38	2/6	33,33	1/2	50	1/4	25	0/0	0	0	0	0	5	1	1	0	2	1	-7	5
Team/Coach											1	3	4		2			0			
Totals:		200:00	22/51	43	13/29	45	9/22	41	11/17	65	5	21	26	15	16	8	1	27	17	-10	64
Coach:		Stojan Ivkovic																			
Assistant Coach		Peter Por									Gabor Forray										

	POL	HUN
Points from Turnovers	15	22
Points in the Paint	24 (12/25) 48%	14 (7/14) 50%
Second Chance Points	9	4
Fast Break Points	6	4
Bench Points	23	14

	POL	HUN
Biggest Lead	19 (65-46)	3 (25-22)
Biggest Scoring Run	9 (17-9)	11 (57-65)
Lead Changes	6	
Times Tied	6	
Time with Lead	34:03	05:10

Legend:			
%	Shooting Percentage	(C)	Captain
AS	Assists	BS	Blocked Shots
FD	Fouls Drawn	M/A	Made/Attempts
OR	Offensive Rebounds	OTx	Overtime
Ox	Quarter Time	S	Suspended
TOT	Total Rebounds	*	Starters
		DNP	Did Not Play
		MIN	Minutes Played
		PF	Fouls
		ST	Steals
		+/-	Plus Minus
		DR	Defensive Rebounds
		No.	Uniform Number
		Pts	Points
		TO	Turnovers



Hazırlık Turnuvası

Ukraine vs Montenegro

Rakırlar: Emin MOĞULKÖÇ, Semih VURAL, Arnel TATUÇI

Game No: Haz002
İstanbul
Ulker Sports Arena

25.08.2017 20:00
(Local time)

OFFICIAL STATISTICS

62 - 75

(17-18, 10-25, 20-20, 15-12)

Ukraine (UKR)

Head coach: Yevgeniy MURZIN

No.	Name	Min	FG		2P FG		3P FG		FT		Reb			AS	TO	ST	BS	PF		PTS		
			M/A	%	M/A	%	M/A	%	M/A	%	RO	RD	Tot					C	D		+/-	
*5	Oleksandr Kolchenko	27:18	2/4	50.0	2/4	50.0	0/0	0.0	0.0	1/2	50.0	0	2	2	1	2	2	0	3	4	-18	5
7	Denys Lukashov	21:11	2/6	33.3	2/4	50.0	0/2	0.0	4/6	66.7	1	3	4	4	6	1	0	3	5	-3	8	
9	Ruslan Otverchenko	16:48	3/4	75.0	2/3	66.7	1/1	100.0	0/0	0.0	0	0	0	1	0	0	0	1	0	-2	7	
10	Pavlo Krutous	04:15	2/2	100.0	2/2	100.0	0/0	0.0	0/0	0.0	0	0	0	0	0	0	0	1	1	+5	4	
11	Oleksandr Lyovyy	19:25	2/4	50.0	0/1	0.0	2/3	66.7	1/2	50.0	0	1	1	4	4	1	0	1	5	-3	7	
*12	Maksym Kornilenko	12:40	1/5	20.0	1/1	100.0	0/4	0.0	0/0	0.0	0	1	1	0	1	0	0	2	0	-5	2	
13	Vyacheslav Bobrov	15:04	1/4	25.0	1/4	25.0	0/0	0.0	0/0	0.0	1	3	4	3	3	0	0	1	0	+3	2	
14	Ihor Zaytsev	12:15	1/3	33.3	0/1	0.0	1/2	50.0	2/2	100.0	0	1	1	0	1	0	1	2	1	-11	5	
*15	Vlacheslav Kravtsov	23:46	5/8	62.5	5/8	62.5	0/0	0.0	0/3	0.0	0	3	3	1	5	1	0	0	4	-21	10	
23	Arten Pustovyi	16:14	3/4	75.0	3/4	75.0	0/0	0.0	0/0	0.0	0	4	4	0	0	0	2	2	2	-13	6	
*24	Volodymyr Koniev	19:41	3/5	60.0	3/4	75.0	0/1	0.0	0/0	0.0	3	3	6	2	1	2	0	4	1	-5	0	
*31	Oleksandr Mishula	11:22	0/6	0.0	0/2	0.0	0/4	0.0	0/0	0.0	0	0	0	0	3	0	1	0	4	1	-5	0
Team/Coach																						
Totals		25/55	45.5	21/38	55.3	4/17	23.5	8/15	53.3	6	24	30	19	23	8	3	22	25			62	

Montenegro (MNE)

Head coach: Bogdan TANJEVIC

No.	Name	Min	FG		2P FG		3P FG		FT		Reb			AS	TO	ST	BS	PF		PTS	
			M/A	%	M/A	%	M/A	%	M/A	%	RO	RD	Tot					C	D		+/-
*4	Nikola Vucevic	23:54	4/9	44.4	4/9	44.4	0/0	0.0	0/0	0.0	0	6	6	2	3	3	1	2	2	+1	8
5	Vladimir Mihailovic	17:28	4/8	50.0	3/4	75.0	1/4	25.0	0/2	0.0	1	1	2	1	2	2	0	5	1	+7	9
*6	Suad Sehic	08:40	3/3	100.0	2/2	100.0	1/1	100.0	0/0	0.0	0	1	1	1	2	2	0	1	1	-1	7
7	Nikola Pavlicevic	06:06	0/0	0.0	0/0	0.0	0/0	0.0	0/0	0.0	0	1	1	0	0	0	0	2	1	-1	2
*8	Dino Radoncic	06:40	0/0	0.0	0/0	0.0	0/0	0.0	2/2	100.0	0	1	1	0	0	0	0	2	1	-1	2
11	Marko Todorovic	16:06	3/3	100.0	3/3	100.0	0/0	0.0	1/4	25.0	1	3	4	1	3	2	0	1	3	+12	7
12	Nemanja Djurisic	17:46	2/4	50.0	0/2	0.0	2/2	100.0	0/0	0.0	1	3	4	2	1	0	0	3	0	+7	6
*13	Tyrese Rice	15:51	4/7	57.1	2/3	66.7	2/4	50.0	2/2	100.0	1	1	2	4	3	0	0	2	4	+12	9
14	Bojan Dubljevic	18:50	1/4	25.0	0/1	0.0	1/3	33.3	6/6	100.0	0	4	4	1	2	3	0	2	4	+12	9
15	Filip Barovic	13:54	0/1	0.0	0/1	0.0	0/0	0.0	0/4	50.0	0	1	1	0	1	0	0	2	3	+0	2
18	Milutin Djukanovic	10:15	2/4	50.0	1/1	100.0	1/3	33.3	0/6	0.0	0	0	0	0	0	0	0	2	1	-6	5
20	Nikola Ivanovic	18:03	1/3	33.3	0/0	0.0	1/3	33.3	1/2	50.0	0	0	0	4	0	1	0	0	2	+12	4
21	Nemanja Vranjes	17:11	2/5	40.0	2/3	66.7	0/2	0.0	0/0	0.0	0	1	1	4	1	3	0	3	0	+20	4
*34	Danilo Nikolic	07:16	0/3	0.0	0/0	0.0	0/3	0.0	0/0	0.0	0	0	0	0	0	1	0	2	0	+1	0
Team/Coach																					
Totals		26/54	48.1	17/29	58.6	9/25	36.0	14/22	63.6	6	25	31	20	21	17	1	25	22			75

Scoring by 5 minutes intervals

	Q1		Q2		Q3		Q4	
UKR	4	17	21	27	36	47	55	62
MNE	7	18	27	43	57	63	69	75

	UKR	MNE
Points from turnovers	19	30
Points in the paint	26	30
Second chance points	5	6
Fast break points	10	22

	UKR	MNE
Biggest lead	2	22
Biggest scoring run	9-0 (60-69)	10-0 (27-49)
Lead changes	5	
Times tied	6	

Legend:

Min	Minutes played	M/A	Multi-attempts	Reb	Rebounds	AS	Assists	TO	Turnovers
*	Starters	%	Shooting percentage	RO	Defensive rebounds	PF	Personal fouls	ST	Steals
DNP	Did not play	FT	Free throws	NO	Offensive rebounds	C	Committed fouls	BS	Blocked shots
FG	Field goals	PTS	Points scored	Tot	Total rebounds	D	Drawn fouls	+/-	Net points while on court

Kadramska

Arena Legionowo Sat 26 Aug 2017 Start Time 15:30

Not Validated

Game 55555

GBR 85-64 ISR

(26-16, 19-14, 20-21, 20-13)

Attendance:

Game Duration:

Referee: Marcin Kowalski (POL)

Commissioner: Krzysztof Koralewski (POL)

Umpires: Arnold Kom Njilo (CMR), Bartłomiej Kucharski (POL)

Scoring by 5 min intervals:	GBR	Q1		Q2		Q3		Q4	
		17	26	37	45	55	65	74	85
	ISR	9	16	23	30	40	51	56	64

GBR - Wielka Brytania


No.	Name	MIN	Field Goals		2 Points		3 Points		Free Throws		Rebounds			AS	TO	ST	BS	PF	FD	+/-	Pts
			M/A	%	M/A	%	M/A	%	M/A	%	OR	DR	TOT								
0	Dang Akodo Jules	4:07	2/2	100	0/0	0	2/2	100	0/0	0	0	1	1	0	2	0	0	0	0	1	6
1	Johnson Kyle	24:36	2/6	33,33	0/2	0	2/4	50	0/0	0	0	1	1	0	4	2	0	1	1	10	6
3	Mackford Ben	10:50	1/1	100	0/0	0	1/1	100	0/0	0	0	0	0	0	0	0	0	0	0	3	3
4	Lawrence Andrew	18:28	1/7	14,29	0/2	0	1/5	20	4/4	100	1	1	2	3	2	2	1	1	4	7	7
*5	Okerefor Teddy	27:13	3/8	37,5	3/7	42,86	0/1	0	2/4	50	2	4	6	5	2	1	0	0	3	16	8
*10	Clark Daniel	25:53	8/10	80	2/3	66,67	6/7	85,71	3/3	100	1	2	3	2	3	2	0	2	1	32	25
*11	Murray Gareth	18:55	2/5	40	2/3	66,67	0/2	0	0/0	0	0	1	1	1	0	0	0	3	2	5	4
13	Boateng Eric	16:15	1/2	50	1/2	50	0/0	0	2/4	50	3	6	9	1	3	0	2	4	3	-4	4
*19	Nelson Luke	15:51	3/5	60	3/4	75	0/1	0	3/3	100	0	1	1	3	1	0	0	3	2	21	9
20	Achara Kieron(C)	18:32	1/2	50	1/2	50	0/0	0	2/2	100	0	6	6	1	2	0	1	3	3	-1	4
*25	Olanseni Gabriel	19:20	4/4	100	4/4	100	0/0	0	1/2	50	2	1	3	2	1	1	0	4	2	15	9
Team/Coach											0	1	1		0			0			
Totals:		200:00	28/52	54	16/29	55	12/23	52	17/22	77	9	25	34	18	20	8	4	21	21	21	85
Coach:		Joe Prunty																			
Assistant Coach		Nate Reinking									Kenny Graves										

ISR - Izrael

No.	Name	MIN	Field Goals		2 Points		3 Points		Free Throws		Rebounds			AS	TO	ST	BS	PF	FD	+/-	Pts
			M/A	%	M/A	%	M/A	%	M/A	%	OR	DR	TOT								
*1	Howell Richard	27:19	6/10	60	6/10	60	0/0	0	5/8	62,5	1	5	6	0	3	0	0	3	5	-13	17
5	Simhon Amit	16:29	1/3	33,33	1/1	100	0/2	0	0/0	0	0	0	0	1	3	0	0	3	0	-4	2
6	Dawson Shawn	5:53	0/1	0	0/1	0	0/0	0	0/0	0	0	1	1	0	1	1	0	1	0	-2	0
*8	Eliyahu Lior	14:07	3/5	60	3/5	60	0/0	0	1/2	50	0	2	2	0	2	2	0	3	1	-14	7
*9	Caspi Omri(C)	20:41	4/8	50	4/6	66,67	0/2	0	4/5	80	0	2	2	1	3	0	0	1	6	-12	12
10	Pinini Guy	26:45	4/8	50	1/1	100	3/7	42,86	3/3	100	0	1	1	2	2	0	0	1	4	-8	14
11	Kadir Elishay	12:41	0/4	0	0/4	0	0/0	0	1/2	50	0	1	1	1	0	1	0	2	2	-8	1
*12	Halperin Yotam	13:26	0/0	0	0/0	0	0/0	0	0/0	0	0	0	0	1	2	0	0	1	0	-16	0
14	Blayzer Oz	18:27	0/2	0	0/1	0	0/1	0	0/0	0	0	1	1	0	0	0	0	3	2	-8	0
15	Timor Bar	19:24	1/5	20	1/2	50	0/3	0	0/0	0	0	0	0	1	1	1	0	1	0	-12	2
20	Zalmanson Idan	DNP																			
*21	Ohayon Yogev	24:48	3/5	60	1/3	33,33	2/2	100	1/2	50	2	3	5	4	2	4	0	2	1	-8	9
Team/Coach											3	0	3		1			1			
Totals:		200:00	22/51	43	17/34	50	5/17	29	15/22	68	6	16	22	11	20	9	0	22	21	-21	64
Coach:		Erez Edelstein																			
Assistant Coach		Dan Shamir									Alon Stein										

	GBR	ISR		GBR	ISR
Points from Turnovers	14	20	Biggest Lead	23 (79-56)	0 ()
Points in the Paint	26 (13/21) 62%	28 (14/27) 52%	Biggest Scoring Run	12 (79-56)	5 (56-67)
Second Chance Points	9	9	Lead Changes	0	
Fast Break Points	9	10	Times Tied	0	
Bench Points	30	19	Time with Lead	39:41	00:00

Legend:					
%	Shooting Percentage	(C)	Captain	*	Starters
AS	Assists	BS	Blocked Shots	DNP	Did Not Play
FD	Fouls Drawn	M/A	Made/Attempts	MN	Minutes Played
OR	Offensive Rebounds	OTx	Overtime	PF	Fouls
Ox	Quarter Time	S	Suspended	ST	Steals
TOT	Total Rebounds			+/-	Plus Minus
				DR	Defensive Rebounds
				No.	Uniform Number
				Pts	Points
				TO	Turnovers



Men's friendly games 2017

Germany Men 2017 vs France Men 2017

Referees: Juris Kokainis, Sebastian Clivaz, Ciprian Stoica

Commissioner: Jörg Gitzler

Game no. 11841/2
Mercedes-Benz Arena Berlin

27.08.2017 14:30
(Local time)
Attendance: 6137

OFFICIAL STATISTICS

79 - 85

(20-26, 20-27, 26-15, 13-17)

Germany Men 2017 (GER)

Head coach: Chris Fleming
Assistant coach(es): Henrik Rödl

No.	Name	Min	FG		2P FG		3P FG		FT		Reb			PF				PTS			
			M/A	%	M/A	%	M/A	%	M/A	%	RO	RD	Tot	AS	TO	ST	BS		C	D	+/-
4	Maodo Lo	23:42	3/11	27.3	1/3	33.3	2/8	25.0	0/0	0.0	0	2	2	2	4	0	0	2	0	-8	8
*7	Johannes Voigtmann	26:49	4/7	57.1	3/3	100.0	1/4	25.0	2/3	66.7	2	5	7	2	1	0	1	1	2	+7	11
8	Lucca Staiger	12:42	1/2	50.0	0/0	0.0	1/2	50.0	0/0	0.0	0	0	0	2	0	0	0	0	1	-4	3
*9	Karsten Tadda	20:58	1/2	50.0	0/0	0.0	1/2	50.0	0/0	0.0	0	2	2	1	0	0	0	4	1	-12	3
10	Daniel Theis	21:31	3/7	42.9	3/4	75.0	0/3	0.0	4/4	100.0	1	3	4	0	1	0	0	2	3	-8	10
13	Bastian Doreth	DNP																			
*17	Dennis Schröder	28:09	8/14	57.1	7/10	70.0	1/4	25.0	6/6	100.0	0	2	2	2	3	2	0	2	10	-2	23
18	Ismet Akpinar	15:05	0/3	0.0	0/1	0.0	0/2	0.0	0/0	0.0	0	0	0	2	0	0	0	2	0	+10	0
*22	Danilo Barthel	28:23	6/7	85.7	6/6	100.0	0/1	0.0	0/0	0.0	2	4	6	4	1	2	0	1	0	-7	12
32	Johannes Thiemann	03:17	0/1	0.0	0/1	0.0	0/0	0.0	0/0	0.0	0	1	1	0	0	0	0	2	0	-4	0
*33	Patrick Heckmann	19:24	3/5	60.0	2/3	66.7	1/2	50.0	2/2	100.0	0	1	1	0	2	0	0	3	1	-2	9
55	Isaiah Hartenstein	DNP																			
Team/Coach											2	0	2		2			0			
Totals			29/59	49.2	22/31	71.0	7/28	25.0	14/15	93.3	7	20	27	15	14	4	1	19	18		79

France Men 2017 (FRA)

Head coach: Vincent Collet

No.	Name	Min	FG		2P FG		3P FG		FT		Reb			PF				PTS			
			M/A	%	M/A	%	M/A	%	M/A	%	RO	RD	Tot	AS	TO	ST	BS		C	D	+/-
*4	Thomas Heurtel	22:44	6/11	54.5	6/8	75.0	0/3	0.0	2/2	100.0	1	3	4	3	1	1	0	2	2	+5	14
*7	Joffrey Lauvergne	19:16	2/10	20.0	2/9	22.2	0/1	0.0	4/4	100.0	4	5	9	1	2	2	0	3	3	-2	8
*10	Evan Fournier	28:01	6/13	46.2	5/9	55.6	1/4	25.0	3/3	100.0	0	2	2	2	2	1	0	3	3	+12	16
*12	Nando De Colo	24:26	6/8	75.0	5/6	83.3	1/2	50.0	7/8	87.5	0	2	2	3	2	3	0	1	8	-5	20
*13	Boris Diaw	24:09	3/5	60.0	3/5	60.0	0/0	0.0	3/3	100.0	4	4	8	4	0	0	0	1	2	+6	9
14	Kim Tillie	19:42	1/3	33.3	0/1	0.0	1/2	50.0	0/0	0.0	0	0	0	1	1	1	1	2	0	+0	3
15	Leo Westermann	17:16	2/5	40.0	1/2	50.0	1/3	33.3	0/0	0.0	0	0	0	1	2	0	0	3	0	+1	5
25	Louis Labeyrie	16:53	3/5	60.0	3/4	75.0	0/1	0.0	0/0	0.0	1	4	5	0	0	1	0	1	0	+8	6
33	Axel Toupane	11:59	0/1	0.0	0/0	0.0	0/1	0.0	2/2	100.0	0	0	0	0	0	0	0	1	1	-6	2
91	Edwin Jackson	15:34	1/2	50.0	1/1	100.0	0/1	0.0	0/0	0.0	1	0	1	3	0	0	0	1	0	+11	2
Team/Coach											1	3	4		1			0			
Totals			30/63	47.6	26/45	57.8	4/18	22.2	21/22	95.5	12	23	35	18	11	9	1	18	19		85

Scoring by 5 minutes intervals

	Q1		Q2		Q3		Q4	
GER	9	20	33	40	50	66	74	79
FRA	10	26	36	53	61	68	80	85

	GER	FRA
Points from turnovers	6	14
Points in the paint	40	40
Second chance points	12	13
Fast break points	16	6
Bench points	21	18

	GER	FRA
Biggest lead	6	14
Biggest scoring run	9-0 (61-65)	8-0 (9-14)
Lead changes	1	
Times tied	2	
Time Leading	03:30	35:25

Legend:

Min	Minutes played	M/A	Made/attempts	Reb	Rebounds	AS	Assists	TO	Turnovers
*	Starters	%	Shooting percentage	RD	Defensive rebounds	PF	Personal fouls	ST	Steals
DNP	Did not play	FT	Free throws	RO	Offensive rebounds	C	Committed fouls	BS	Blocked shots
FG	Field goals	PTS	Points scored	Tot	Total rebounds	D	Drawn fouls	+/-	Net points while on court



Kadra Narodowa Polska vs Czechy

Sędziowie: Jakub Zamojski, Paweł Białas, Jan Piróg
Komisarz: Konrad Tomczyk

Mecz nr KAD-1617-101
Wałbrzych
Hala Widowiskowo-Sportowa AQUA ZDRÓJ

28.07.2017 20:00
(Czas lokalny)
Widzów: 1300

FIBA

We Are Basketball

OFICJALNE STATYSTYKI

101 - 68

(26-13, 17-13, 32-19, 26-23)

Polska (POL)

Trener: Mike Taylor
Asystent(-ci) trenera: Wojciech Kamiński

Nr.	Nazwisko i imię	Min	Za 2		Za 3		Za 1		Zb			F				PKT					
			C/W	%	C/W	%	C/W	%	A	O	Su	A	S	P	B		FP	FW	+/-		
0	Aleksander Czyż	13:26	0/4	0,0	0/4	0,0	0/0	0,0	4/7	57,1	2	3	5	2	0	1	0	2	4	+5	4
2	Filip Matczak	10:00	4/5	80,0	2/2	100,0	2/3	66,7	1/2	50,0	1	1	2	1	0	1	0	2	2	+3	11
4	Mathieu Wojciechowski	04:24	1/1	100,0	1/1	100,0	0/0	0,0	1/1	100,0	0	2	2	0	0	1	0	1	1	+7	3
*5	Aaron Cel	18:02	1/3	33,3	1/1	100,0	0/2	0,0	0/0	0,0	0	2	2	3	1	0	0	0	0	+25	2
6	A. J. Slaughter	13:35	2/3	66,7	2/2	100,0	0/1	0,0	0/1	0,0	0	1	1	1	2	1	0	1	2	+3	4
*7	Damian Kulig	15:40	5/7	71,4	4/6	66,7	1/1	100,0	10/11	90,9	0	3	3	0	0	0	0	2	6	+28	21
8	Przemysław Zamojski	12:33	1/3	33,3	0/2	0,0	1/1	100,0	6/6	100,0	1	0	1	1	1	0	0	0	3	+1	9
*9	Mateusz Ponitka	16:25	7/9	77,8	4/6	66,7	3/3	100,0	5/6	83,3	0	2	2	0	1	3	0	3	6	+28	22
*12	Adam Waczyński	14:16	1/3	33,3	1/2	50,0	0/1	0,0	2/3	66,7	0	1	1	2	1	0	0	1	2	+23	4
*15	Łukasz Koszarek	16:25	0/2	0,0	0/2	0,0	0/0	0,0	0/0	0,0	0	3	3	4	0	1	0	1	0	+27	0
20	Andy Mazurczak	05:36	0/0	0,0	0/0	0,0	0/0	0,0	0/0	0,0	0	1	1	2	0	0	0	1	0	-4	0
21	Tomasz Gielo	17:18	5/9	55,6	3/5	60,0	2/4	50,0	0/0	0,0	3	2	5	1	2	0	1	0	0	+1	12
22	Daniel Szymkiewicz	04:24	0/1	0,0	0/0	0,0	0/1	0,0	0/0	0,0	0	0	0	0	0	0	0	0	0	+7	0
23	Michał Michalak	15:37	1/5	20,0	1/1	100,0	0/4	0,0	3/4	75,0	0	1	1	0	1	0	0	0	4	+9	5
33	Karol Gruszecki	11:25	1/3	33,3	0/2	0,0	1/1	100,0	1/2	50,0	0	0	0	1	2	0	0	2	2	+2	4
34	Adam Hrycaniuk	10:54	0/1	0,0	0/1	0,0	0/0	0,0	0/0	0,0	0	3	3	1	0	0	0	0	0	+0	0
Zespół/Trener											1	3	4		1			0			
W sumie			29/59	49,2	19/37	51,4	10/22	45,5	33/43	76,7	8	28	36	19	12	8	1	16	32		101

Czechy (CZE)

Trener: Ronen Ginzburg
Asystent(-ci) trenera: Lubomír Růžička

Nr.	Nazwisko i imię	Min	Za 2		Za 3		Za 1		Zb			F				PKT					
			C/W	%	C/W	%	C/W	%	A	O	Su	A	S	P	B		FP	FW	+/-		
*1	Patrik Auda	19:36	3/8	37,5	3/5	60,0	0/3	0,0	4/4	100,0	1	3	4	1	1	1	0	1	2	-23	10
4	Tomas Vyorál	17:51	2/4	50,0	2/2	100,0	0/2	0,0	3/4	75,0	1	2	3	5	3	1	0	2	3	-6	7
*7	Vojtěch Hruban	17:09	2/5	40,0	2/2	100,0	0/3	0,0	1/2	50,0	0	1	1	2	3	0	0	1	3	-20	5
9	Jiri Welsch	11:58	0/1	0,0	0/1	0,0	0/0	0,0	0/0	0,0	1	3	4	1	2	1	0	4	1	-8	0
11	Lukáš Palyza	14:37	4/8	50,0	2/3	66,7	2/5	40,0	0/0	0,0	1	0	1	0	1	0	0	0	0	-18	10
12	Michal Mares	10:51	1/1	100,0	0/0	0,0	1/1	100,0	0/0	0,0	0	0	0	1	0	0	0	2	1	-3	3
*13	Jakub Sirina	15:06	0/1	0,0	0/1	0,0	0/0	0,0	0/0	0,0	0	2	2	2	2	0	0	1	0	-18	0
*14	Kamil Svrdlik	14:07	4/5	80,0	4/5	80,0	0/0	0,0	0/1	0,0	0	1	1	0	1	0	0	4	1	-8	8
15	Martin Peterka	18:18	3/6	50,0	2/3	66,7	1/3	33,3	0/0	0,0	0	4	4	1	0	0	0	3	0	-13	7
*17	Jaromir Bohacik	13:39	0/1	0,0	0/1	0,0	0/0	0,0	4/4	100,0	0	0	0	1	0	1	0	2	3	-32	4
23	Adam Pecháček	10:43	0/5	0,0	0/4	0,0	0/1	0,0	2/2	100,0	1	3	4	0	0	1	0	2	1	-7	2
31	Martin Kriz	16:12	2/5	40,0	2/4	50,0	0/1	0,0	0/0	0,0	1	5	6	1	2	1	0	5	0	-6	4
71	Tomas Kyzlink	19:53	4/8	50,0	4/5	80,0	0/3	0,0	0/0	0,0	0	2	2	2	1	1	0	5	1	-3	8
Zespół/Trener											0	1	1		1			0			
W sumie			25/58	43,1	21/36	58,3	4/22	18,2	14/17	82,4	6	27	33	17	17	7	0	32	16		68

Punkty w 5-minutowych przedziałach	POL	CZE	Kw.1		Kw.2		Kw.3		Kw.4	
			17	26	32	43	56	75	84	101
			2	13	19	26	32	45	59	68

	POL	CZE		POL	CZE
Punkty po stratach	16	8	Najwyższe prowadzenie	33	0

Legenda:

Min	Minuty gry	C/W	Celne/Wykonane	Zb	Zbiórki	A	Asysty	S	Straty
*	Pierwsza piątka	%	Skuteczność rzutów	O	Zbiórki w obronie	F	Faule osobiste	P	Przechwyty
DNP	Nie grał	Za 1	Rzuty wolne	A	Zbiórki w ataku	FP	Faule popełnione	B	Bloki
	Skuteczność rzutów z gry	PKT	Zdobyte punkty	Suma	Zbiórki w sumie	FW	Faule wymuszone	+/-	Net points while on court

Punkty spod kosza	32	28
Punkty drugiej szansy	7	4
Punkty po szybkim ataku	17	14
Punkty zmienników	52	41

Najwyższa seria punktowa	10-0 (17-2)	8-0 (75-51)
Zmiany prowadzenia	0	
Remisy	1	
Czas prowadzenia	39:37	00:00

Legenda:

Min	Minuty gry	C/W	Celne/Wykonane	Zb	Zbiórki	A	Asysty	S	Straty
*	Pierwsza piątka	%	Skuteczność rzutów	O	Zbiórki w obronie	F	Faule osobiste	P	Przechwyty
DNP	Nie grał	Za 1	Rzuty wolne	A	Zbiórki w ataku	FP	Faule popelnione	B	Bloki
	Skuteczność rzutów z gry	PKT	Zdobyte punkty	Suma	Zbiórki w sumie	FW	Faule wymuszone	+/-	Net points while on court
